


VW3A4554

line/motor choke - 1 mH - 31 A - 3 phases - 90 W - for variable speed drive



Main

Commercial Status	Commercialised
Product or component type	Line/Motor choke
Product compatibility	<p>LXM32MC10N4 line choke - 1 per drive LXM32MD85N4 line choke - 1 per drive ATV71WD15N4 line choke - 1 per drive ATV71WD11N4 line choke - 1 per drive ATV71PD11N4Z line choke - 1 per drive ATV32HU75N4 motor choke - 1 per drive ATV32HD15N4 line choke - 1 per drive ATV32HD11N4 motor choke - 1 per drive ATV32HD11N4 line choke - 1 per drive LXM32.D18N4 line choke - 1 per drive ATV12PU40M3 motor choke - 1 per drive ATV12HU40M3 motor choke - 1 per drive ATV312HD11S6 motor choke - 1 per drive ATV312HU75N4 motor choke - 1 per drive ATV312HU75M3 motor choke - 1 per drive ATV312HU55M3 motor choke - 1 per drive ATV312HU40M3 motor choke - 1 per drive ATV312HD15S6 motor choke - 1 per drive ATV312HD11N4 motor choke - 1 per drive LXM32.D72N4 line choke - 1 per drive LXM32.D30N4 line choke - 1 per drive ATV312HU75M3 line choke - 1 per drive ATV312HU55M3 line choke - 1 per drive ATV312HU40M3 line choke - 1 per drive ATV312HD15S6 line choke - 1 per drive ATV312HD15N4 line choke - 1 per drive ATV312HD11N4 line choke - 1 per drive ATV71HU55M3 line choke - 1 per drive ATV71HU40M3 line choke - 1 per drive ATV71HD22Y line choke - 1 per drive ATV71HD18Y line choke - 1 per drive ATV71HD15N4 line choke - 1 per drive ATV71HD11N4 line choke - 1 per drive ATV61WD15N4C line choke - 1 per drive ATV61WD15N4 line choke - 1 per drive ATV61WD11N4C line choke - 1 per drive ATV61WD11N4 line choke - 1 per drive ATV61HD22Y line choke - 1 per drive ATV61HD18Y line choke - 1 per drive ATV61HD15N4 line choke - 1 per drive ATV61HD11N4 line choke - 1 per drive ATV31CU75N4 motor choke - 1 per drive ATV31CD15N4 line choke - 1 per drive ATV31CD11N4 motor choke - 1 per drive ATV61HU55M3 line choke - 1 per drive ATV61HU40M3 line choke - 1 per drive ATV31CD11N4 line choke - 1 per drive</p>
Number of phases	Three phase
Range compatibility	<p>Altivar 12 Altivar 312 Altivar 61 Altivar 71 Altivar 32 Lexium 32 Altivar 31C Altivar 312 Solar</p>
Product specific application	<p>Reduction of overvoltages at motor terminals Reduction of current harmonics</p>
Value of inductance	1 mH
[In] rated current	31 A
Thermal losses	90 W
Electrical connection	Terminal 16 mm ² / AWG 4, 1.2...1.4 N.m

The information provided in this documentation contains general descriptions and/or technical characteristics of the performance of the products contained herein. This documentation is not intended as a substitute for and is not to be used for determining suitability or reliability of these products for specific user applications. It is the duty of any such user or integrator to perform the appropriate and complete risk analysis, evaluation and testing of the products with respect to the relevant specific application or use thereof. Neither Schneider Electric Industries SAS nor any of its affiliates or subsidiaries shall be responsible or liable for misuse of the information contained herein.

Complementary

Power supply frequency	50...60 Hz
Max current	1.65 x nominal current for 60 s
Voltage drop at rated load	3...5 %
Electrical insulation class	Class F
Clearance distance	5.5 mm conforming to IEC 60664
Leakage distance	11.5 mm conforming to IEC 60664
Product weight	6 kg
Width	155 mm
Height	170 mm
Depth	135 mm

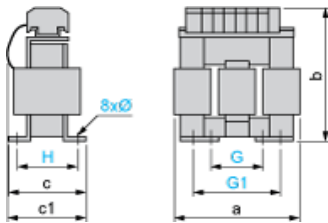
Environment

Standards	EN 50178 IEC 60076 (with HD398) VDE 0160 level 1
IP degree of protection	IP10 (terminals) IP00 (choke)
Environmental characteristic	3S1 conforming to IEC 721-3-3 3C2 conforming to IEC 721-3-3 3B1 conforming to IEC 721-3-3
Pollution degree	2 conforming to EN 50178
Vibration resistance	1.5 mm peak to peak (f = 3...13 Hz) conforming to IEC 60068-2-6 1 gn (f = 13...200 Hz) conforming to IEC 60068-2-6
Shock resistance	15 gn for 11 ms conforming to IEC 60068-2-27
Relative humidity	<= 95 %
Ambient air temperature for operation	0...45 °C without current derating > 45...< 55 °C with current derating of 2 % per °C
Ambient air temperature for storage	-25...70 °C
Operating altitude	1000...3000 m with current derating 1 % per 100 m <= 1000 m without current derating

Offer Sustainability

Sustainable offer status	Not Green Premium product
RoHS	Compliant - since 0801 - Schneider Electric declaration of conformity

Dimensions



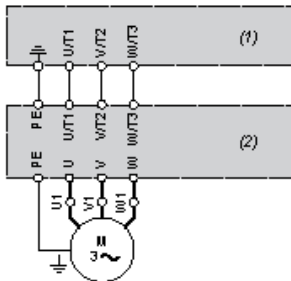
Dimensions in mm

a	b	c	c1	G	G1	H	Ø
155	170	115	135	75	107	90	6 x 12

Dimensions in in.

a	b	c	c1	G	G1	H	Ø
6.10	6.69	4.53	5.31	2.95	4.21	3.54	0.24 x 0.47

Recommended Scheme



- (1) Drive
- (2) Filter