



### Main

Product or component type	Passive filter
Product specific application	Reduction of current harmonics

### Complementary

Range compatibility	Altivar 61 Altivar 71
[Us] rated supply voltage	400 V (+/- 10 %)
Power supply frequency	50 Hz (tolerance: +/- 2 %)
Quantity per drive	1 filter per drive for variable speed drive ATV71W motor : 3 kW 1 filter per drive for variable speed drive ATV71W motor : 2.2 kW / 3 hp 1 filter per drive for variable speed drive ATV71W motor : 1.5 kW / 2 hp 1 filter per drive for variable speed drive ATV71W motor : 0.75 kW / 1 hp 1 filter per drive for variable speed drive ATV71P motor : 3 kW 1 filter per drive for variable speed drive ATV71P motor : 2.2 kW / 3 hp 1 filter per drive for variable speed drive ATV71P motor : 1.5 kW / 2 hp 1 filter per drive for variable speed drive ATV71P motor : 0.75 kW / 1 hp 1 filter per drive for variable speed drive ATV71H motor : 3 kW 1 filter per drive for variable speed drive ATV71H motor : 2.2 kW / 3 hp 1 filter per drive for variable speed drive ATV71H motor : 1.5 kW / 2 hp 1 filter per drive for variable speed drive ATV71H motor : 0.75 kW / 1 hp 1 filter per drive for variable speed drive ATV61H motor : 3 kW 1 filter per drive for variable speed drive ATV61H motor : 2.2 kW / 3 hp 1 filter per drive for variable speed drive ATV61H motor : 1.5 kW / 2 hp 1 filter per drive for variable speed drive ATV61H motor : 0.75 kW / 1 hp 1 filter per drive for variable speed drive ATV61W motor : 3 kW 1 filter per drive for variable speed drive ATV61W motor : 2.2 kW / 3 hp 1 filter per drive for variable speed drive ATV61W motor : 1.5 kW / 2 hp 1 filter per drive for variable speed drive ATV61W motor : 0.75 kW / 1 hp
[In] rated current	6.2 A for output 6 A for input
Network number of phases	3 phases
THDI	16 % for variable speed drive ATV71W motor : 3 kW 16 % for variable speed drive ATV71W motor : 2.2 kW / 3 hp 16 % for variable speed drive ATV71W motor : 1.5 kW / 2 hp 16 % for variable speed drive ATV71W motor : 0.75 kW / 1 hp 16 % for variable speed drive ATV71P motor : 3 kW 16 % for variable speed drive ATV71P motor : 2.2 kW / 3 hp 16 % for variable speed drive ATV71P motor : 1.5 kW / 2 hp 16 % for variable speed drive ATV71P motor : 0.75 kW / 1 hp 16 % for variable speed drive ATV71H motor : 3 kW 16 % for variable speed drive ATV71H motor : 2.2 kW / 3 hp 16 % for variable speed drive ATV71H motor : 1.5 kW / 2 hp 16 % for variable speed drive ATV71H motor : 0.75 kW / 1 hp 16 % for variable speed drive ATV61H motor : 3 kW 16 % for variable speed drive ATV61H motor : 2.2 kW / 3 hp 16 % for variable speed drive ATV61H motor : 1.5 kW / 2 hp 16 % for variable speed drive ATV61H motor : 0.75 kW / 1 hp 10 % for variable speed drive ATV61W motor : 3 kW 10 % for variable speed drive ATV61W motor : 2.2 kW / 3 hp 10 % for variable speed drive ATV61W motor : 1.5 kW / 2 hp 10 % for variable speed drive ATV61W motor : 0.75 kW / 1 hp

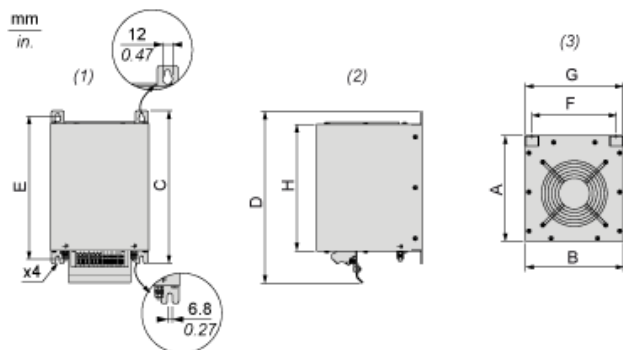
The information provided in this documentation contains general descriptions and/or technical characteristics of the performance of the products contained herein. This documentation is not intended as a substitute for and is not to be used for determining suitability or reliability of these products for specific user applications. It is the duty of any such user or integrator to perform the appropriate and complete risk analysis, evaluation and testing of the products with respect to the relevant specific application or use thereof. Neither Schneider Electric Industries SAS nor any of its affiliates or subsidiaries shall be responsible or liable for misuse of the information contained herein.

Max current	1.5 x nominal current (duration = 60 s)
Efficiency	<= 98 %
Thermal losses	88 W
Cos phi	0.99 at 100 % of line current 0.85 at 75 % of line current 1 at 150 % of line current
Electrical connection	A, B terminal, connection capacity: 2.5 mm <sup>2</sup> X1-1...X2-3 terminal, connection capacity: 0.5...10 mm <sup>2</sup>
Electrical insulation class	Class F
Product weight	12 kg

## Environment

IP degree of protection	IP55 (enclosure mounting) IP20
Vibration resistance	0.7 gn (f = 13.2...150 Hz) conforming to EN 60068-2-6 2 mm peak to peak (f = 5...13.2 Hz) conforming to EN 60068-2-6
Relative humidity	5...85 % without condensation
Ambient air temperature for operation	5...45 °C without current derating > 45...60 °C with current derating 3 % per °C
Ambient air temperature for storage	> -25...65 °C during transport > -25...55 °C storage in original packaging
Operating altitude	> 1000...4000 m with current derating 5 % per 1000 m <= 1000 m without current derating
Standards	EN/IEC 61000-3-2 EN/IEC 61000-3-12 EN/IEC 61000-3-4 EN/IEC 61000-2-2 EN/IEC 61000-2-4 G5/4 engineering recommendation

Dimensions



- (1) Front view
- (2) Right side view
- (3) Top view

Dimensions in mm

A	B	C	D	E	F	G	H
205.5	190	295	332.11	276	163	188	246

Dimensions in in.

A	B	C	D	E	F	G	H
8.09	7.48	11.61	13.07	10.87	6.42	7.40	9.69

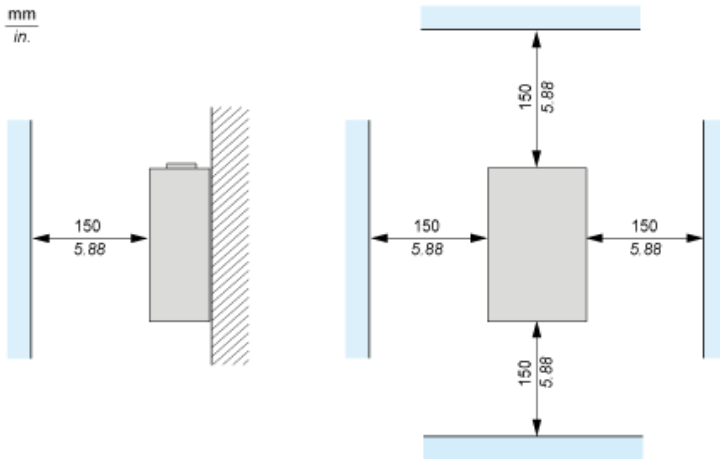
---

Mounting Recommendations

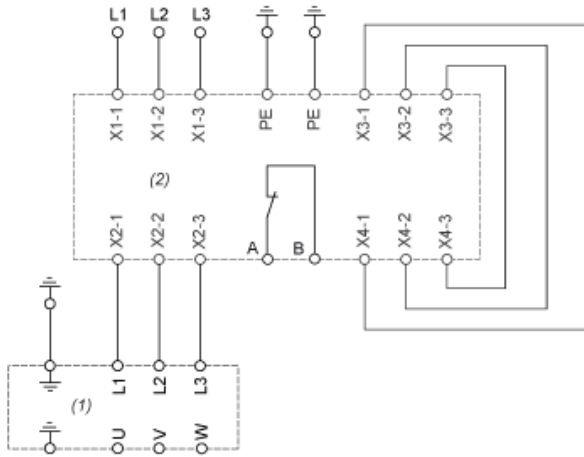
---

Vertical Mounting Only

mm  
in.



Recommended Schema



- (1) Drive
- (2) Filter