

CONTACTOR RELAY, 6NO+2NC, DC 24V, SIZE S00, SCREW
TERMINAL, PERMANENT AUX. SWITCH, FOR SUVA
APPLICATIONS



product brand name	SIRIUS
Product designation	contactor relay
General technical data:	
Size of contactor	S00
Product extension	No
<ul style="list-style-type: none"> Auxiliary switch 	
Insulation voltage	690 V
<ul style="list-style-type: none"> with degree of pollution 3 rated value 	
Degree of pollution	3
Surge voltage resistance rated value	6 kV
Protection class IP	IP20
<ul style="list-style-type: none"> on the front 	
Shock resistance	
<ul style="list-style-type: none"> at rectangular impulse <ul style="list-style-type: none"> — at DC 	10g / 5 ms, 5g / 10 ms
<ul style="list-style-type: none"> with sine pulse <ul style="list-style-type: none"> — at DC 	15g / 5 ms, 8g / 10 ms
Mechanical service life (switching cycles)	10 000 000
<ul style="list-style-type: none"> of contactor typical 	

Equipment marking	
• acc. to DIN EN 61346-2	K
• acc. to DIN EN 81346-2	K

Ambient conditions:

Installation altitude at height above sea level maximum	2 000 m
Ambient temperature	
• during operation	-25 ... +60 °C
• during storage	-55 ... +80 °C

Main circuit:

No-load switching frequency	
• at AC	10 000 1/h
• at DC	10 000 1/h

Control circuit/ Control:

Type of voltage of the control supply voltage	DC
Control supply voltage at DC	
• rated value	24 V
Operating range factor control supply voltage rated value of magnet coil at DC	0.8 ... 1.1
Closing power of magnet coil at DC	4 W
Holding power of magnet coil at DC	4 W
Closing delay	
• at DC	30 ... 100 ms
Opening delay	
• at DC	7 ... 13 ms
Arcing time	10 ... 15 ms

Auxiliary circuit:

Number of NC contacts	
• for auxiliary contacts	2
— instantaneous contact	2
Number of NO contacts	
• for auxiliary contacts	6
— instantaneous contact	6
Identification number and letter for switching elements	62 E
Operating current at AC-12 maximum	10 A
Operating current at AC-15	
• at 230 V rated value	6 A
• at 400 V rated value	3 A
• at 500 V rated value	2 A
• at 690 V rated value	1 A

Operating current at 1 current path at DC-12	
• at 24 V rated value	10 A
• at 110 V rated value	3 A
• at 220 V rated value	1 A
• at 440 V rated value	0.3 A
• at 600 V rated value	0.15 A
Operating current with 2 current paths in series at DC-12	
• at 24 V rated value	10 A
• at 60 V rated value	10 A
• at 110 V rated value	4 A
• at 220 V rated value	2 A
• at 440 V rated value	1.3 A
• at 600 V rated value	0.65 A
Operating current with 3 current paths in series at DC-12	
• at 24 V rated value	10 A
• at 60 V rated value	10 A
• at 110 V rated value	10 A
• at 220 V rated value	3.6 A
• at 440 V rated value	2.5 A
• at 600 V rated value	1.8 A
Operating frequency at DC-12 maximum	1 000 1/h
Operating current at 1 current path at DC-13	
• at 24 V rated value	6 A
• at 110 V rated value	1 A
• at 220 V rated value	0.3 A
• at 440 V rated value	0.14 A
• at 600 V rated value	0.1 A
Operating current with 2 current paths in series at DC-13	
• at 24 V rated value	10 A
• at 60 V rated value	3.5 A
• at 110 V rated value	1.3 A
• at 220 V rated value	0.9 A
• at 440 V rated value	0.2 A
• at 600 V rated value	0.1 A
Operating current with 3 current paths in series at DC-13	
• at 24 V rated value	10 A
• at 60 V rated value	4.7 A
• at 110 V rated value	3 A

<ul style="list-style-type: none"> • at 220 V rated value • at 440 V rated value • at 600 V rated value 	<p>1.2 A</p> <p>0.5 A</p> <p>0.26 A</p>
Operating frequency at DC-13 maximum	1 000 1/h
Design of the miniature circuit breaker	C characteristic: 6 A; 0.4 kA
<ul style="list-style-type: none"> • for short-circuit protection of the auxiliary circuit up to 230 V 	
Contact reliability of auxiliary contacts	1 faulty switching per 100 million (17 V, 1 mA)

UL/CSA ratings:

Contact rating of auxiliary contacts according to UL	A600 / Q600
---	-------------

Short-circuit protection

Design of the fuse link	fuse gL/gG: 10 A
<ul style="list-style-type: none"> • for short-circuit protection of the auxiliary switch required 	

Installation/ mounting/ dimensions:

Mounting position	+/-180° rotation possible on vertical mounting surface; can be tilted forward and backward by +/- 22.5° on vertical mounting surface
Mounting type	screw and snap-on mounting onto 35 mm standard mounting rail
Height	57.5 mm
Width	45 mm
Depth	117 mm
Required spacing	6 mm
<ul style="list-style-type: none"> • for grounded parts <ul style="list-style-type: none"> — at the side 	
<ul style="list-style-type: none"> • for live parts <ul style="list-style-type: none"> — at the side 	

Connections/ Terminals:



Type of electrical connection	screw-type terminals
<ul style="list-style-type: none"> • for auxiliary and control current circuit 	
Type of connectable conductor cross-sections	2x (0,5 ... 1,5 mm ²), 2x (0,75 ... 2,5 mm ²), 2x 4 mm ² 2x (0.5 ... 1.5 mm ²), 2x (0.75 ... 2.5 mm ²) 2x (20 ... 16), 2x (18 ... 14), 2x 12
<ul style="list-style-type: none"> • for auxiliary contacts <ul style="list-style-type: none"> — single or multi-stranded — finely stranded with core end processing 	
<ul style="list-style-type: none"> • at AWG conductors for auxiliary contacts 	





Safety related data:





B10 value	1 000 000; With 0.3 x I _e
<ul style="list-style-type: none"> • with high demand rate acc. to SN 31920 	
Proportion of dangerous failures	40 % 73 %
<ul style="list-style-type: none"> • with low demand rate acc. to SN 31920 	
<ul style="list-style-type: none"> • with high demand rate acc. to SN 31920 	


Failure rate [FIT] • with low demand rate acc. to SN 31920	100 FIT
Product function • positively driven operation acc. to IEC 60947-5-1	Yes
T1 value for proof test interval or service life acc. to IEC 61508	20 y

Certificates/approvals

General Product Approval				Functional Safety/Safety of Machinery	Declaration of Conformity
 CCC	 CSA		 UL	Baumusterbescheinigung	 EG-Konf.

Test Certificates	Shipping Approval				
Typprüfbescheinigung/Werkszeugnis	spezielle Prüfbescheinigung n	 ABS	 BUREAU VERITAS	 DNV	 GL

Shipping Approval				other	
 LRS	 PRS	 RINA	 RMRS	Umweltbestätigung	Bestätigungen

other
 VDE

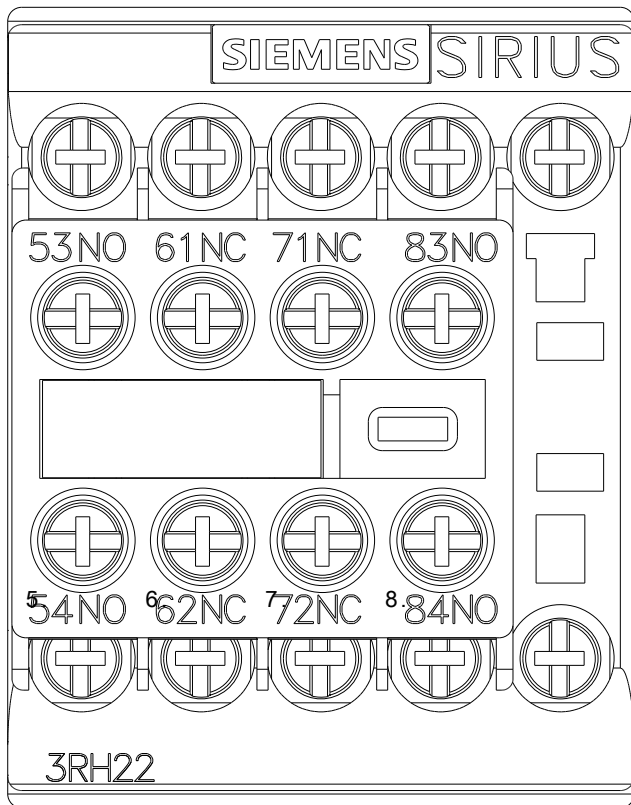
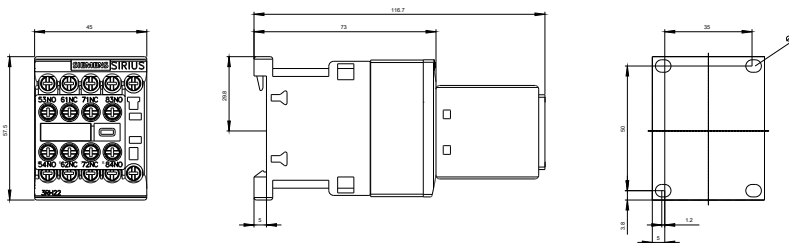
Further information

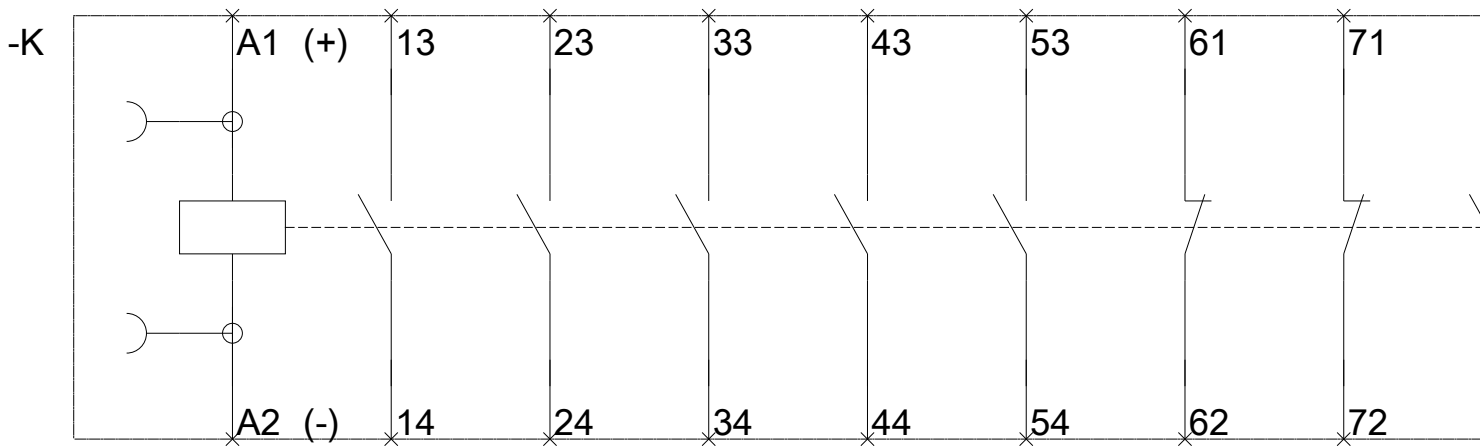
Information- and Downloadcenter (Catalogs, Brochures,...)
<http://www.siemens.com/industrial-controls/catalogs>

Industry Mall (Online ordering system)
<https://mall.industry.siemens.com/mall/en/en/Catalog/product?mlfb=3RH22621BB40>

Cax online generator
<http://support.automation.siemens.com/WW/CAXorder/default.aspx?lang=en&mlfb=3RH22621BB40>

Service&Support (Manuals, Certificates, Characteristics, FAQs,...)
<https://support.industry.siemens.com/cs/ww/en/ps/3RH22621BB40>





last modified:

31.03.2016