



AUX.SWITCH BLOCK,FRONT,3NO+1NC,  
 CURR.PATH: 1NO, 1NC, 1NO, 1NO,  
 SPECIAL VARIANTS FOR SZ S00 AND S0,  
 SCREW TERMINAL 53 / 54,61 / 62,73 / 74,83 / 84 DIN EN  
 50011

**General technical data:**

<b>product brand name</b>		SIRIUS
<b>Acceptability for application</b>		Contactor relay and power contactor
<b>Protection class IP / on the front</b>		IP20
<b>Ambient temperature</b>		
• during storage	°C	-55 ... +80
• during operating	°C	-25 ... +60
<b>Mechanical operating cycles as operating time</b>		
• typical		10,000,000
<b>Electrical operating cycles as operating time / at AC-15 / at 230 V</b>		
• typical		200,000
<b>Contact reliability</b>		one incorrect switching operation of 100 million switching operations (17 V, 1 mA)
<b>Contact reliability / of the auxiliary contacts</b>		1 faulty switching per 100 million (17 V, 1 mA)
<b>Insulation voltage / with degree of pollution 3</b>		
• rated value	V	690
<b>Impulse voltage resistance</b>		
• rated value	kV	6

**Auxiliary circuit:**

<b>Number of NC contacts / for auxiliary contacts</b>		
• instantaneous switching		1
• lagging switching		0
<b>Number of NO contacts / for auxiliary contacts</b>		
• instantaneous switching		3
• leading switching		0
<b>Operating current / of the auxiliary contacts / at AC-12</b>		
• at 24 V	A	10
• at 230 V	A	10
• at 400 V	A	10
• at 690 V	A	10
• maximum	A	10
<b>Operating current / of the auxiliary contacts / at AC-14</b>		
• at 125 V	A	6
• at 250 V	A	6
<b>Operating current / of the auxiliary contacts / at AC-15</b>		
• at 24 V	A	6
• at 230 V	A	6
• at 690 V	A	1
• at 400 V	A	3
<b>Operating current</b>		
• with 2 current paths in series / at DC-12		
• at 24 V / rated value	A	10
• at 60 V / rated value	A	10
• at 110 V / rated value	A	4
• at 220 V / rated value	A	2
• at 440 V / rated value	A	1.3
• at 600 V / rated value	A	0.65
• with 3 current paths in series / at DC-12		
• at 24 V / rated value	A	10
• at 60 V / rated value	A	10
• at 110 V / rated value	A	10
• at 220 V / rated value	A	3.6
• at 440 V / rated value	A	2.5
• at 600 V / rated value	A	1.8
<b>Operating current</b>		
• of the auxiliary contacts / at DC-13		
• at 24 V	A	6
• at 60 V	A	2
• at 110 V	A	1

- at 220 V
- with 2 current paths in series / at DC-13
  - at 24 V / rated value
  - at 60 V / rated value
  - at 110 V / rated value
  - at 220 V / rated value
  - at 440 V / rated value
  - at 600 V / rated value
- with 3 current paths in series / at DC-13
  - at 24 V / rated value
  - at 60 V / rated value
  - at 110 V / rated value
  - at 220 V / rated value
  - at 440 V / rated value
  - at 600 V / rated value

A	0.3
A	10
A	3.5
A	1.3
A	0.9
A	0.2
A	0.1
A	10
A	4.7
A	3
A	1.2
A	0.5
A	0.26

#### Installation/mounting/dimensions:

<b>Type of mounting</b>		snap-on mounting
<b>Width</b>	mm	36
<b>Height</b>	mm	37.5
<b>Depth</b>	mm	43.7

#### Connections:

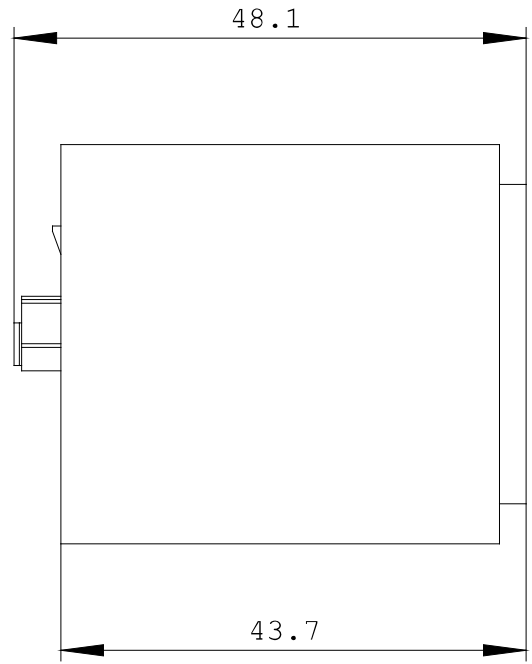
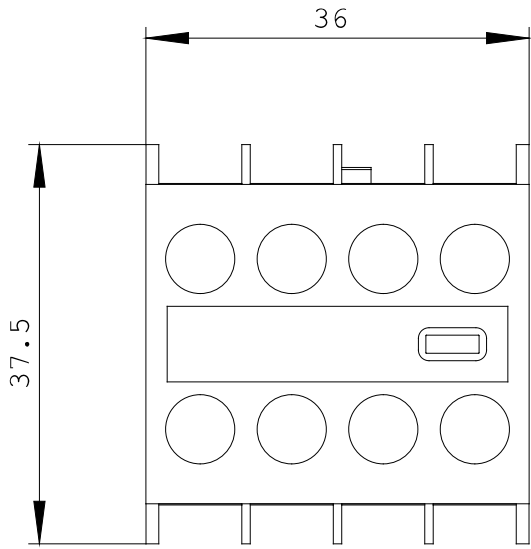
<b>Design of the electrical connection</b>		screw-type terminals
<ul style="list-style-type: none"> <li>• for auxiliary and control current circuit</li> </ul>		
<b>Type of the connectable conductor cross-section</b>		
<ul style="list-style-type: none"> <li>• for auxiliary contacts           <ul style="list-style-type: none"> <li>• solid</li> <li>• finely stranded               <ul style="list-style-type: none"> <li>• with conductor end processing</li> </ul> </li> </ul> </li> <li>• for AWG conductors / for auxiliary contacts</li> </ul>		2x (0.5 ... 1.5 mm <sup>2</sup> ), 2x (0.75 ... 2.5 mm <sup>2</sup> )  2x (0.5 ... 1.5 mm <sup>2</sup> ), 2x (0.75 ... 2.5 mm <sup>2</sup> )  2x (20 ... 16), 2x (18 ... 14)

#### Safety:related Parameter:

<b>Product function / mirror contact to IEC 60947-4-1</b>		Yes
<ul style="list-style-type: none"> <li>• comment</li> </ul>		with 3RT2
<b>Product function / positively driven operation to IEC 60947-5-1</b>		Yes
<ul style="list-style-type: none"> <li>• comment</li> </ul>		with 3RH2

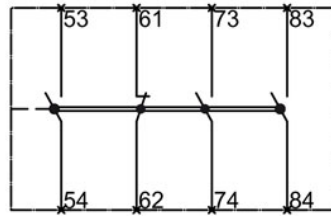
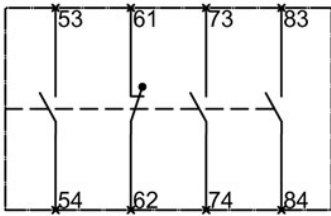
#### Certificates/approvals:

**General Product Approval****Declaration of Conformity****Test Certificates**[Special Test Certificate](#)[Type Test Certificates/Test Report](#)**Shipping Approval****Shipping Approval****other****Further information:****Information- and Downloadcenter (Catalogs, Brochures,...)**<http://www.siemens.com/industrial-controls/catalogs>**Industry Mall (Online ordering system)**<http://www.siemens.com/industrial-controls/mall>**Cax online generator:**<http://www.siemens.com/cax>**Service&Support (Manuals, Certificates, Characteristics, FAQs,...)**<http://support.automation.siemens.com/WW/view/en/3RH2911-1XA31-0MA0/all>**Image database (product images, 2D dimension drawings, 3D models, device circuit diagrams, ...)**[http://www.automation.siemens.com/bilddb/cax\\_en.aspx?mlfb=3RH2911-1XA31-0MA0](http://www.automation.siemens.com/bilddb/cax_en.aspx?mlfb=3RH2911-1XA31-0MA0)



3RT2

3RH2



last change:

Sep 10, 2012