



CONTACTOR, AC-3 18,5 KW/400 V,
AC 230V 50/60HZ 3-POLE, SIZE S2,
SCREW CONNECTION

General technical data:

| | | |
|---|----|-------------|
| product brand name | | SIRIUS |
| Size of the contactor | | S2 |
| Protection class IP / on the front | | IP20 |
| Degree of pollution | | 3 |
| Installation altitude / at a height over sea level / maximum | m | 2,000 |
| Ambient temperature / during operating | °C | -25 ... +60 |
| Mechanical operating cycles as operating time | | |
| <ul style="list-style-type: none"> • of the contactor / typical | | 10,000,000 |
| <ul style="list-style-type: none"> • of the contactor with added auxiliary switch block / typical | | 10,000,000 |
| <ul style="list-style-type: none"> • of the contactor with added electronics-compatible auxiliary switch block / typical | | 5,000,000 |

Main circuit:

| | | |
|--|---|----|
| Number of NC contacts / for main contacts | | 0 |
| Number of NO contacts / for main contacts | | 3 |
| Operating current | | |
| <ul style="list-style-type: none"> • at AC-1 / at 400 V <ul style="list-style-type: none"> • at 40 °C ambient temperature / rated value | A | 60 |
| <ul style="list-style-type: none"> • at 60 °C ambient temperature / rated value | A | 55 |
| <ul style="list-style-type: none"> • at AC-3 / at 400 V / rated value | A | 40 |

| | | |
|--|----|--------|
| • at AC-4 / at 400 V / rated value | A | 35 |
| • with 1 current path / at DC-1 | | |
| • at 24 V / rated value | A | 55 |
| • at 110 V / rated value | A | 4.5 |
| • with 2 current paths in series / at DC-1 | | |
| • at 24 V / rated value | A | 55 |
| • at 110 V / rated value | A | 25 |
| • with 3 current paths in series / at DC-1 | | |
| • at 24 V / rated value | A | 55 |
| • at 110 V / rated value | A | 55 |
| • with 1 current path / at DC-3 / at DC-5 | | |
| • at 24 V / rated value | A | 35 |
| • at 110 V / rated value | A | 2.5 |
| • with 2 current paths in series / at DC-3 / at DC-5 | | |
| • at 24 V / rated value | A | 55 |
| • at 110 V / rated value | A | 25 |
| • with 3 current paths in series / at DC-3 / at DC-5 | | |
| • at 24 V / rated value | A | 55 |
| • at 110 V / rated value | A | 55 |
| Service power | | |
| • at AC-2 / at 400 V / rated value | kW | 18.5 |
| • at AC-3 / at 400 V / rated value | kW | 18.5 |
| • at AC-4 / at 400 V / rated value | W | 18,500 |

| Control circuit: | | |
|---|-----|-------------|
| Type of voltage / of the controlled supply voltage | | AC |
| Operating range factor control supply voltage rated value / of the magnet coil | | |
| • at 50 Hz | | |
| • for AC | | 0.8 ... 1.1 |
| • at 60 Hz | | |
| • for AC | | 0.8 ... 1.1 |
| Apparent pull-in power / of the solenoid / for AC | V·A | 170 |
| Apparent holding power / of the solenoid / for AC | V·A | 15 |
| Inductive power factor / with the pull-in power of the coil | | 0.76 |
| Inductive power factor / with the pull-in power of the coil | | 0.35 |

| Auxiliary circuit: | | |
|---|--|---|
| Contact reliability / of the auxiliary contacts | | 1 faulty switching per 100 million (17 V, 1 mA) |
| Number of NC contacts / for auxiliary contacts / instantaneous switching | | 0 |

| | |
|---|---|
| Number of NO contacts / for auxiliary contacts / instantaneous switching | 0 |
|---|---|

Short-circuit:

| | |
|---|-------------------|
| Design of the fuse link | |
| <ul style="list-style-type: none"> • for short-circuit protection of the auxiliary switch / required | fuse gL/gG: 10 A |
| <ul style="list-style-type: none"> • for short-circuit protection of the main circuit | |
| <ul style="list-style-type: none"> • with type of assignment 1 / required | fuse gL/gG: 125 A |
| <ul style="list-style-type: none"> • at type of coordination 2 / required | fuse gL/gG: 63 A |

Installation/mounting/dimensions:

| | | |
|---|----|--|
| Type of mounting | | screw and snap-on mounting onto 35 mm standard mounting rail according to DIN EN 50022 |
| series installation | | Yes |
| Width | mm | 55 |
| Height | mm | 112 |
| Depth | mm | 115 |
| Distance, to be maintained, to earthed part / sideways | mm | 6 |

Connection type:

| | |
|---|--|
| Design of the electrical connection | |
| <ul style="list-style-type: none"> • for main current circuit | screw-type terminals |
| <ul style="list-style-type: none"> • for auxiliary and control current circuit | screw-type terminals |
| Type of the connectable conductor cross-section | |
| <ul style="list-style-type: none"> • for main contacts | |
| <ul style="list-style-type: none"> • solid | 2x (0.75 ... 16 mm ²) |
| <ul style="list-style-type: none"> • stranded | 2x (0.75 ... 25 mm ²) |
| <ul style="list-style-type: none"> • finely stranded | |
| <ul style="list-style-type: none"> • with conductor end processing | 2x (0.75 ... 16 mm ²) |
| <ul style="list-style-type: none"> • without conductor final cutting | 2x (0.75 ... 16 mm ²) |
| <ul style="list-style-type: none"> • for AWG conductors / for main contacts | 2x (18 ... 2) |
| <ul style="list-style-type: none"> • for auxiliary contacts | |
| <ul style="list-style-type: none"> • solid | 2x (0.5 ... 1.5 mm ²), 2x (0.75 ... 2.5 mm ²), max. 2x (0.75 ... 4 mm ²) |
| <ul style="list-style-type: none"> • finely stranded | |
| <ul style="list-style-type: none"> • with conductor end processing | 2x (0.5 ... 1.5 mm ²), 2x (0.75 ... 2.5 mm ²) |
| <ul style="list-style-type: none"> • for AWG conductors / for auxiliary contacts | 2x (20 ... 16), 2x (18 ... 14), 1x 12 |

Certificates/approvals:

General Product Approval

Functional Safety / Safety of Machinery



CCC



CSA



GOST



KETI



UL

[Type Examination](#)

Declaration of Conformity

Test Certificates



EG-Konf.

[Special Test
Certificate](#)

[Type Test
Certificates/Test
Report](#)

Shipping Approval



ABS



DNV



GL



LRS



RINA



RMRS

other

[Confirmation](#)

[other](#)

[Environmental
Confirmations](#)

Further information:

Information- and Downloadcenter (Catalogs, Brochures,...)

<http://www.siemens.com/industrial-controls/catalogs>

Industry Mall (Online ordering system)

<http://www.siemens.com/industrial-controls/mall>

Cax online generator:

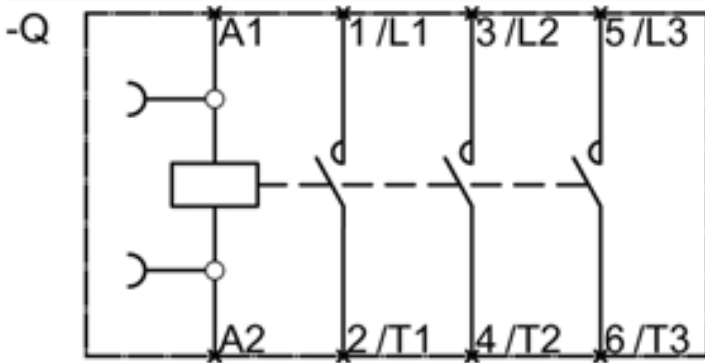
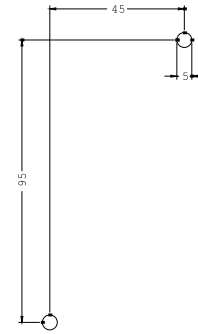
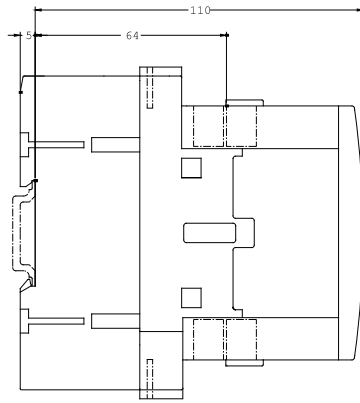
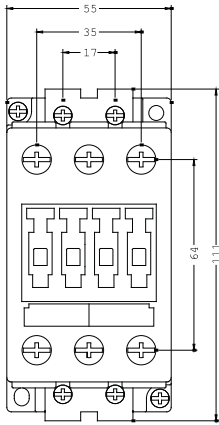
<http://www.siemens.com/cax>

Service&Support (Manuals, Certificates, Characteristics, FAQs,...)

<http://support.automation.siemens.com/WW/view/en/3RT1035-1AL20/all>

Image database (product images, 2D dimension drawings, 3D models, device circuit diagrams, ...)

http://www.automation.siemens.com/bilddb/cax_en.aspx?mlfb=3RT1035-1AL20



last change:

Aug 12, 2013