



CONTACTOR, AC-3 22 KW/400 V, AC 230 V,  
50/60 HZ, 3-POLE, SIZE S2,  
SCREW CONNECTION

General technical data:		
product brand name		SIRIUS
Size of the contactor		S2
Protection class IP / on the front		IP20
Degree of pollution		3
Installation altitude / at a height over sea level / maximum	m	2,000
Ambient temperature / during operating	°C	-25 ... +60
Mechanical operating cycles as operating time		
<ul style="list-style-type: none"> <li>• of the contactor / typical</li> </ul>		10,000,000
<ul style="list-style-type: none"> <li>• of the contactor with added auxiliary switch block / typical</li> </ul>		10,000,000
<ul style="list-style-type: none"> <li>• of the contactor with added electronics-compatible auxiliary switch block / typical</li> </ul>		5,000,000
Main circuit:		
Number of NC contacts / for main contacts		0
Number of NO contacts / for main contacts		3
Operating current		
<ul style="list-style-type: none"> <li>• at AC-1 / at 400 V                             <ul style="list-style-type: none"> <li>• at 40 °C ambient temperature / rated value</li> </ul> </li> </ul>	A	60
<ul style="list-style-type: none"> <li>• at 60 °C ambient temperature / rated value</li> </ul>	A	55
<ul style="list-style-type: none"> <li>• at AC-3 / at 400 V / rated value</li> </ul>	A	50

• at AC-4 / at 400 V / rated value	A	41
• with 1 current path / at DC-1		
• at 24 V / rated value	A	55
• at 110 V / rated value	A	4.5
• with 2 current paths in series / at DC-1		
• at 24 V / rated value	A	55
• at 110 V / rated value	A	25
• with 3 current paths in series / at DC-1		
• at 24 V / rated value	A	55
• at 110 V / rated value	A	55
• with 1 current path / at DC-3 / at DC-5		
• at 24 V / rated value	A	35
• at 110 V / rated value	A	2.5
• with 2 current paths in series / at DC-3 / at DC-5		
• at 24 V / rated value	A	55
• at 110 V / rated value	A	25
• with 3 current paths in series / at DC-3 / at DC-5		
• at 24 V / rated value	A	55
• at 110 V / rated value	A	55
<b>Service power</b>		
• at AC-2 / at 400 V / rated value	kW	22
• at AC-3 / at 400 V / rated value	kW	22
• at AC-4 / at 400 V / rated value	W	22,000

<b>Control circuit:</b>		
<b>Type of voltage / of the controlled supply voltage</b>		AC
<b>Operating range factor control supply voltage rated value / of the magnet coil</b>		
• at 50 Hz		
• for AC		0.8 ... 1.1
• at 60 Hz		
• for AC		0.8 ... 1.1
<b>Apparent pull-in power / of the solenoid / for AC</b>	V·A	170
<b>Apparent holding power / of the solenoid / for AC</b>	V·A	15
<b>Inductive power factor / with the pull-in power of the coil</b>		0.76
<b>Inductive power factor / with the pull-in power of the coil</b>		0.35

<b>Auxiliary circuit:</b>		
<b>Contact reliability / of the auxiliary contacts</b>		1 faulty switching per 100 million (17 V, 1 mA)
<b>Number of NC contacts / for auxiliary contacts / instantaneous switching</b>		0

<b>Number of NO contacts / for auxiliary contacts / instantaneous switching</b>	0
---	---

### Short-circuit:

<b>Design of the fuse link</b>	
<ul style="list-style-type: none"> <li>• for short-circuit protection of the auxiliary switch / required</li> </ul>	fuse gL/gG: 10 A
<ul style="list-style-type: none"> <li>• for short-circuit protection of the main circuit</li> </ul>	fuse gL/gG: 160 A
<ul style="list-style-type: none"> <li>• with type of assignment 1 / required</li> </ul>	fuse gL/gG: 80 A
<ul style="list-style-type: none"> <li>• at type of coordination 2 / required</li> </ul>	

### Installation/mounting/dimensions:

<b>Type of mounting</b>		screw and snap-on mounting onto 35 mm standard mounting rail according to DIN EN 50022
<b>series installation</b>		Yes
<b>Width</b>	mm	55
<b>Height</b>	mm	112
<b>Depth</b>	mm	115
<b>Distance, to be maintained, to earthed part / sideways</b>	mm	6

### Connection type:

<b>Design of the electrical connection</b>	
<ul style="list-style-type: none"> <li>• for main current circuit</li> </ul>	screw-type terminals
<ul style="list-style-type: none"> <li>• for auxiliary and control current circuit</li> </ul>	screw-type terminals
<b>Type of the connectable conductor cross-section</b>	
<ul style="list-style-type: none"> <li>• for main contacts</li> </ul>	
<ul style="list-style-type: none"> <li>• solid</li> </ul>	2x (0.75 ... 16 mm <sup>2</sup> )
<ul style="list-style-type: none"> <li>• stranded</li> </ul>	2x (0.75 ... 25 mm <sup>2</sup> )
<ul style="list-style-type: none"> <li>• finely stranded</li> </ul>	
<ul style="list-style-type: none"> <li>• with conductor end processing</li> </ul>	2x (0.75 ... 16 mm <sup>2</sup> )
<ul style="list-style-type: none"> <li>• without conductor final cutting</li> </ul>	2x (0.75 ... 16 mm <sup>2</sup> )
<ul style="list-style-type: none"> <li>• for AWG conductors / for main contacts</li> </ul>	2x (18 ... 2)
<ul style="list-style-type: none"> <li>• for auxiliary contacts</li> </ul>	
<ul style="list-style-type: none"> <li>• solid</li> </ul>	2x (0.5 ... 1.5 mm <sup>2</sup> ), 2x (0.75 ... 2.5 mm <sup>2</sup> ), max. 2x (0.75 ... 4 mm <sup>2</sup> )
<ul style="list-style-type: none"> <li>• finely stranded</li> </ul>	
<ul style="list-style-type: none"> <li>• with conductor end processing</li> </ul>	2x (0.5 ... 1.5 mm <sup>2</sup> ), 2x (0.75 ... 2.5 mm <sup>2</sup> )
<ul style="list-style-type: none"> <li>• for AWG conductors / for auxiliary contacts</li> </ul>	2x (20 ... 16), 2x (18 ... 14), 1x 12

### Certificates/approvals:

## General Product Approval

## Functional Safety / Safety of Machinery



CCC



CSA



GOST



KETI



UL

[Type Examination](#)

## Declaration of Conformity

## Test Certificates



EG-Konf.

[Special Test  
Certificate](#)

[Type Test  
Certificates/Test  
Report](#)

## Shipping Approval



ABS



DNV



GL



LRS



RINA



RMRS

## other

[Confirmation](#)

[other](#)

[Environmental  
Confirmations](#)

## Further information:

### Information- and Downloadcenter (Catalogs, Brochures,...)

<http://www.siemens.com/industrial-controls/catalogs>

### Industry Mall (Online ordering system)

<http://www.siemens.com/industrial-controls/mall>

### Cax online generator:

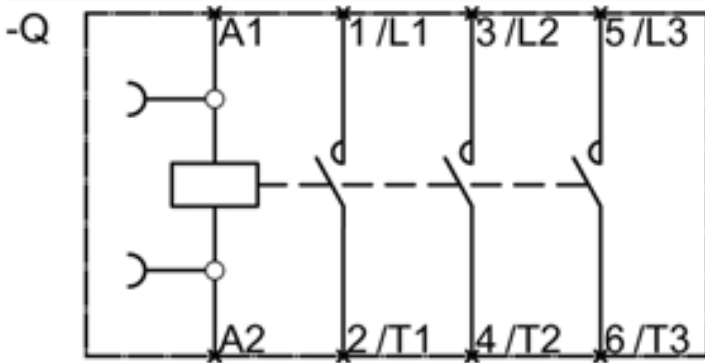
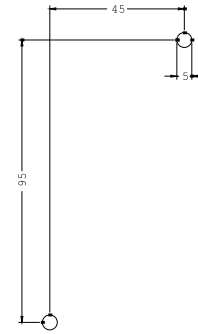
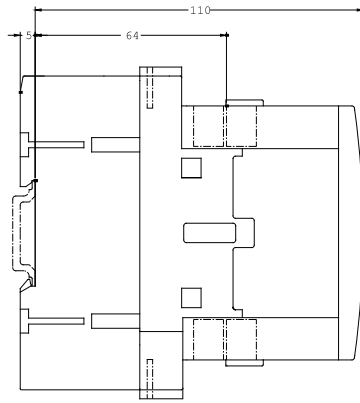
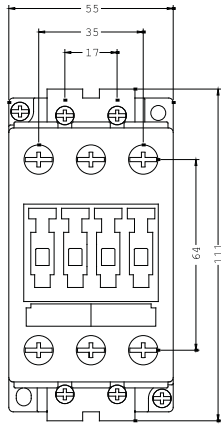
<http://www.siemens.com/cax>

### Service&Support (Manuals, Certificates, Characteristics, FAQs,...)

<http://support.automation.siemens.com/WW/view/en/3RT1036-1AL20/all>

### Image database (product images, 2D dimension drawings, 3D models, device circuit diagrams, ...)

[http://www.automation.siemens.com/bilddb/cax\\_en.aspx?mlfb=3RT1036-1AL20](http://www.automation.siemens.com/bilddb/cax_en.aspx?mlfb=3RT1036-1AL20)



last change:

Aug 12, 2013