

OVERLOAD RELAY, 0.14...0.2 A, 1NO+1NC,  
SIZE S00, CLASS 10,  
FOR CONTACTOR MOUNTING

General technical data:		
product brand name		SIRIUS
Product designation		thermal overload relay
Size of overload relay		S00
Number of poles / for main current circuit		3
Product function / removable terminal for auxiliary and control circuit		No
Impulse voltage resistance / rated value	kV	6
Protection class IP / on the front		IP20
Protection against electrical shock		finger-safe
Installation altitude / at a height over sea level / maximum	m	2,000
Resistance against shock		8g / 10 ms
Ambient temperature		
• during transport	°C	-55 ... +80
• during storage	°C	-55 ... +80
• during operating	°C	-20 ... +70
Relative humidity / during operating phase / maximum	%	100
type of protection		DMT 98 ATEX G 001
Active power loss / total / typical	W	6.6
Size of the contactor / can be combined / company-specific		S00
Main circuit:		
Operating current / of the fuse link / rated value	A	1
Service power / at AC-3		
• at 400 V	kW	0.06
Type of assignment		2
Auxiliary circuit:		
Number of NC contacts / for auxiliary contacts		1
Number of NO contacts / for auxiliary contacts		1
Number of changeover contacts / for auxiliary contacts		0
Design of the fuse link / for short-circuit protection of the auxiliary switch / required		fuse gL/gG: 6 A, quick: 10 A

<b>Operating current / of the auxiliary contacts / at AC-15</b>		
• at 24 V	A	3
• at 110 V	A	3
• at 120 V	A	3
• at 125 V	A	3
• at 230 V	A	2
• at 400 V	A	1
<b>Operating current / of the auxiliary contacts / at DC-13</b>		
• at 24 V	A	1
• at 110 V	A	0.22
• at 125 V	A	0.22
• at 220 V	A	0.11

### Protection function:

<b>Trip class</b>		CLASS 10
<b>Adjustable response current</b>		
• of the current-dependent overload release	A	0.14 ... 0.2

### Installation/mounting/dimensions:

<b>Type of mounting</b>		direct mounting
<b>mounting position</b>		with vertical mounting surface +/-135° rotatable, with vertical mounting surface +/- 45° tiltable to the front and back
<b>Depth</b>	mm	78
<b>Height</b>	mm	87
<b>Width</b>	mm	45

### Connections:

<b>Design of the electrical connection</b>		
• for main current circuit		screw-type terminals
• for auxiliary and control current circuit		screw-type terminals
<b>Type of the connectable conductor cross-section</b>		
• for main contacts		
• solid		2x (0.5 ... 1.5 mm <sup>2</sup> ), 2x (0.75 ... 2.5 mm <sup>2</sup> ), 2x 4 mm <sup>2</sup> max.
• finely stranded		
• with conductor end processing		2x (0.5 ... 1.5 mm <sup>2</sup> ), 2x (0.75 ... 2.5 mm <sup>2</sup> )
• for AWG conductors / for main contacts		2x (20 ... 16), 2x (18 ... 14), 2x 12
• for auxiliary contacts		
• solid		2x (0.5 ... 1.5 mm <sup>2</sup> ), 2x (0.75 ... 2.5 mm <sup>2</sup> )
• finely stranded		
• with conductor end processing		2x (0.5 ... 1.5 mm <sup>2</sup> ), 2x (0.75 ... 2.5 mm <sup>2</sup> )

• for AWG conductors / for auxiliary contacts

2x (20 ... 16), 2x (18 ... 14)

### Certificates/approvals:

#### General Product Approval



#### For use in hazardous locations

#### Declaration of Conformity

#### Test Certificates

[Special Test Certificate](#)

[Type Test Certificates/Test Report](#)

#### Shipping Approval



#### Shipping Approval

#### other



[other](#)

[Environmental Confirmations](#)

### Further information:

#### Information- and Downloadcenter (Catalogs, Brochures,...)

<http://www.siemens.com/industrial-controls/catalogs>

#### Industry Mall (Online ordering system)

<http://www.siemens.com/industrial-controls/mall>

#### Cax online generator:

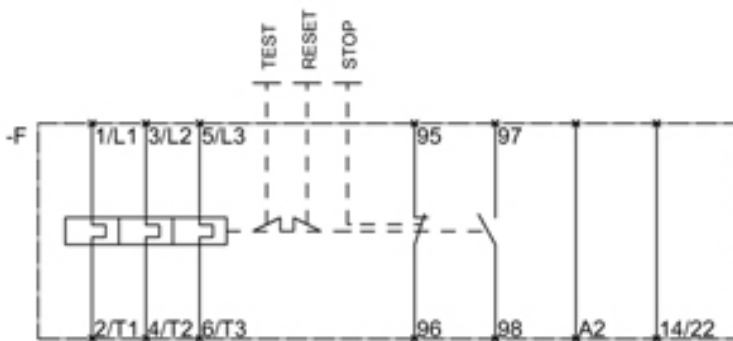
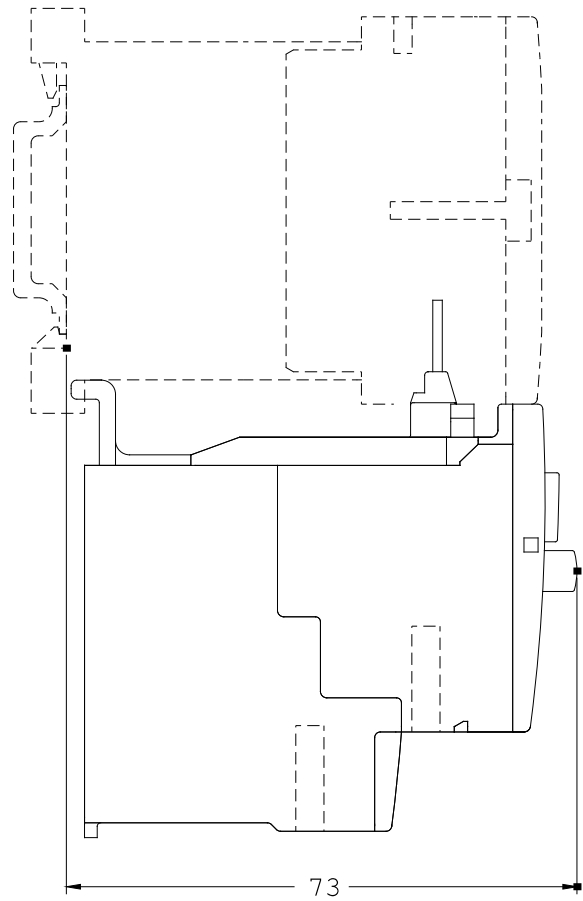
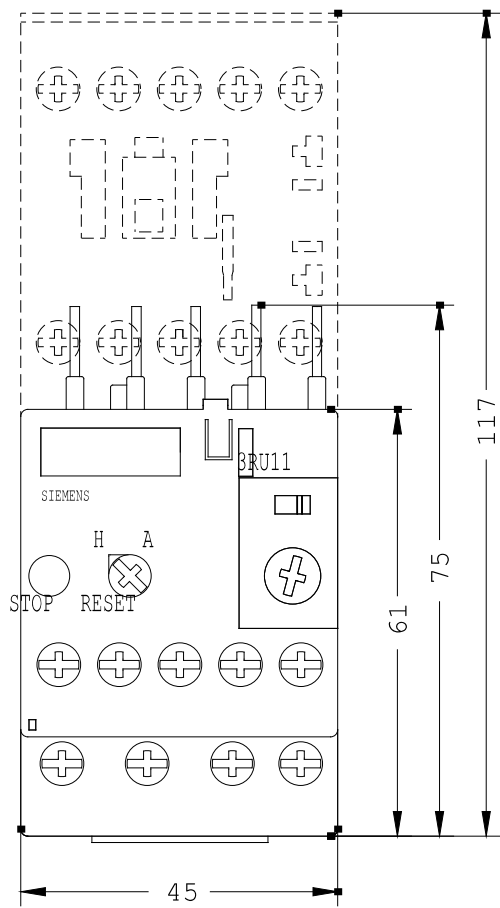
<http://www.siemens.com/cax>

#### Service&Support (Manuals, Certificates, Characteristics, FAQs,...)

<http://support.automation.siemens.com/WW/view/en/3RU1116-0BB0/all>

#### Image database (product images, 2D dimension drawings, 3D models, device circuit diagrams, ...)

[http://www.automation.siemens.com/bilddb/cax\\_en.aspx?mlfb=3RU1116-0BB0](http://www.automation.siemens.com/bilddb/cax_en.aspx?mlfb=3RU1116-0BB0)



last change:

Sep 2, 2013