



OVERLOAD RELAY 34...40 A FOR MOTOR PROTECTION
 SZ S0,
 CLASS 10,
 F. MOUNTING ONTO CONTACTOR MAIN CIRCUIT:
 SCREW TERMINAL AUX. CIRCUIT: SCREW TERMINAL
 MANUAL-AUTOMATIC-RESET

General technical data:

product brand name		SIRIUS
product designation		3RU2 thermal overload relay
Size of overload relay		S0
Number of poles / for main current circuit		3
Product function / removable terminal for auxiliary and control circuit		No
Impulse voltage resistance / rated value	kV	6
Protection class IP / on the front		IP20
Protection against electrical shock		finger-safe
Installation altitude / at a height over sea level / maximum	m	2,000
Resistance against shock		8g / 11 ms
Ambient temperature		
• during transport	°C	-55 ... +80
• during storage	°C	-55 ... +80
• during operating	°C	-40 ... +70
Relative humidity		
• during operating phase	/ %	90
Active power loss / total / typical	W	7.5
Size of the contactor / can be combined / company-specific		S0

Main circuit:		
Operating current / at AC-3 / at 400 V / rated value	A	40
Type of assignment		2

Auxiliary circuit:		
Number of NC contacts / for auxiliary contacts		1
Number of NO contacts / for auxiliary contacts		1
Number of changeover contacts / for auxiliary contacts		0
Operating current / of the auxiliary contacts / at AC-15		
• at 24 V	A	3
• at 110 V	A	3
• at 120 V	A	3
• at 125 V	A	3
• at 230 V	A	2
• at 400 V	A	1
Operating current / of the auxiliary contacts / at DC-13		
• at 24 V	A	2
• at 110 V	A	0.22
• at 125 V	A	0.22
• at 220 V	A	0.11

Protection function:		
Trip class		CLASS 10
Adjustable response current		
• of the current-dependent overload release	A	34 ... 40

Safety:		
Proportion of dangerous failures		
• with high demand rate / according to SN 31920	%	50
• with low demand rate / according to SN 31920	%	50
Mean time to failure (MTTF) / with high demand rate	a	2,280
Failure rate (FIT value) / with low demand rate / according to SN 31920	FIT	50
T1 value / for proof test interval or service life / according to IEC 61508	a	20

Installation/mounting/dimensions:		
Type of mounting		direct mounting
mounting position		vertical
Depth	mm	85
Height	mm	85
Width	mm	45

Connections:

Design of the electrical connection

- for main current circuit
- for auxiliary and control current circuit

screw-type terminals

screw-type terminals

Type of the connectable conductor cross-section

- for AWG conductors / for auxiliary contacts

2x (20 ... 16), 2x (18 ... 14)

UL/CSA ratings:

Contact rating designation / for auxiliary contacts / according to UL

B600 / R300

Certificates/approvals:

General Product Approval

For use in hazardous locations

Declaration of Conformity



CCC



CSA



UL



ATEX



EG-Konf.

Test Certificates

[Special Test Certificate](#)

[Type Test Certificates/Test Report](#)

Shipping Approval



ABS



BUREAU VERITAS



DNV



GL



LRS



PRS

Shipping Approval

other



RINA



RMRS

[Environmental Confirmations](#)

Further information:

Information- and Downloadcenter (Catalogs, Brochures,...)

<http://www.siemens.com/industrial-controls/catalogs>

Industry Mall (Online ordering system)

<http://www.siemens.com/industrial-controls/mall>

Cax online generator:

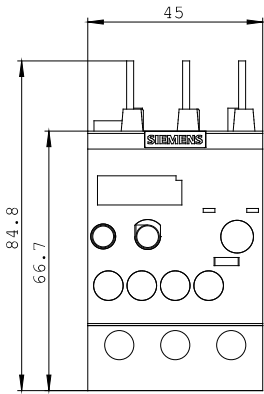
<http://www.siemens.com/cax>

Service&Support (Manuals, Certificates, Characteristics, FAQs,...)

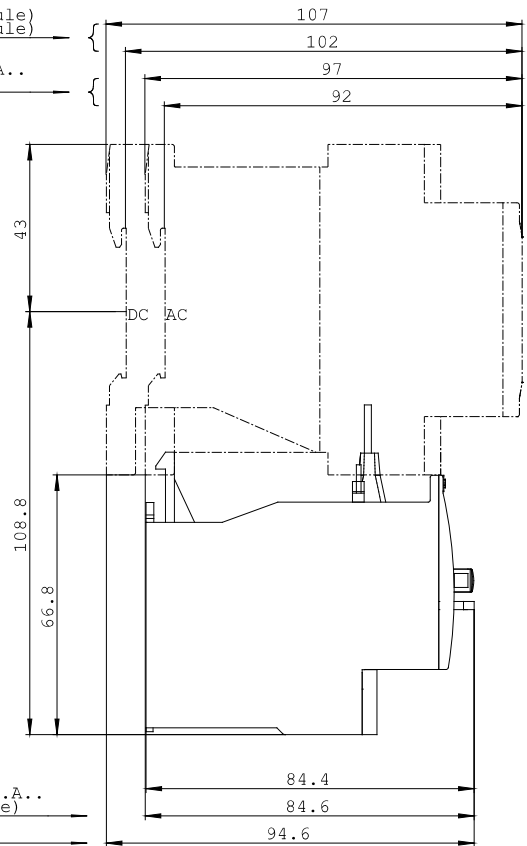
<http://support.automation.siemens.com/WW/view/en/3RU2126-4FB0/all>

Image database (product images, 2D dimension drawings, 3D models, device circuit diagrams, ...)

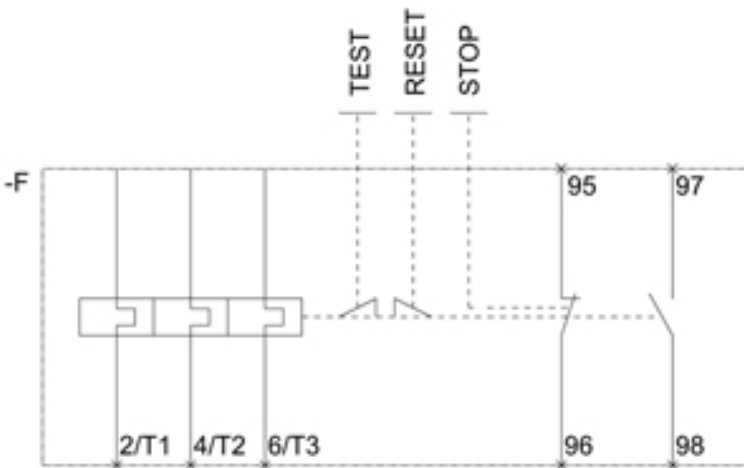
http://www.automation.siemens.com/bilddb/cax_en.aspx?mlfb=3RU2126-4FB0



3RT2...-B.. (DC-Spule)
 3RT2...-N.. (UC-Spule)
 3RT2...-A.. (AC-Spule)



3RT2...-B.. (DC-Spule)
 3RT2...-N.. (UC-Spule)
 3RT2...-A.. (AC-Spule)



last change:

Oct 28, 2013