



CIRCUIT-BREAKER,
3.5...5 A N-RELEASE 104A, SIZE S0,
TRANSFORMER PROTECTION, CL. 10,
SCREW CONNECTION STANDARD BREAKING
CAPACITY

General technical data:

Product brand name		SIRIUS
Product designation		circuit breaker
Size of the circuit-breaker		S0
Trip class		CLASS 10
Degree of pollution		3
Altitude of installation site / at a height over sea level / maximum	m	2,000
Protection class IP / frontal/front side		IP20
Ambient temperature		
• during storage	°C	-50 ... 80
• during the operating phase	°C	-20 ... 70
• during transport	°C	80 ... -50
Resistance against shock		25g / 11 ms
Insulation voltage / rated value	V	690
Impulse voltage resistance / rated value	kV	6
Real loss power / total / typical	W	6
Item designation		
• according to DIN 40719 extendable after IEC 204-2 / according to IEC 750		Q
• according to DIN EN 61346-2		Q

Mechanical switching cycle as operating period / of the main contacts / typical		100,000
Type of the driving mechanism / Motor drive		No
design of the operating mechanism		selector switch
Product function		
• Overload protection		Yes
• Phase disturbance recognition		Yes
Product component		
• auxiliary switch		No
• Undervoltage release mechanism		No
• trip indicator		No
Product extension / optional / Motor drive		No

Main circuit:

Number of poles / for main current circuit		3
Type of voltage		AC/DC
Operating voltage / at 3 AC / rated value / maximum	V	690
Operating current / at AC-3 / at 400 V / rated value	A	5
Switching frequency / at AC-3 / according to IEC 60947-6-2 / maximum	1/h	15
Arrangement of electrical connectors / for main current circuit		front side
Adjustable response current		
• of the non-delayed short-circuit release	A	104 ... 104
Adjustable response current		
• of the current-dependent overload release	A	3.5 ... 5
Continuous current / rated value	A	5
Product extension / auxiliary switch		Yes

Auxiliary circuit:

Number of NC contacts / for auxiliary contacts / instantaneous switching		0
Number of NO contacts / for auxiliary contacts / instantaneous switching		0
Number of change-over switches / for auxiliary contact		0

Inputs/ Outputs:

Number of digital inputs		0
---------------------------------	--	---

Short-circuit:

Breaking capacity limit short-circuit current (I_{cu})		
• at 400 V / rated value	kA	100
• at 500 V / rated value	kA	100
• at 690 V / rated value	kA	6

Design of the overcurrent release and short-circuit release		thermomagnetic
--	--	----------------

Installation/mounting/dimensions:

built in orientation		any
Type of fixing/fixation		screw and snap-on mounting onto 35 mm standard mounting rail according to DIN EN 50022
Width	mm	45
Height	mm	97
Depth	mm	96
distance, to be maintained, to the ranks assembly		
• backwards	mm	0
• sideways	mm	0
Product function / removable terminal for auxiliary and control circuit		No

Connections:

Design of the electrical connection		
• for main current circuit		screw-type terminals
Type of the connectable conductor cross-section		
• for main contacts		
• unifilar		2x (1 ... 2.5 mm ²), 2x (2.5 ... 6 mm ²)
• stranded wire		2x (1 ... 2,5 mm ²), 2x (2,5 ... 6 mm ²)
• stranded wire		
• with conductor end processing		2x (1 ... 2.5 mm ²), 2x (2.5 ... 6 mm ²)
• at AWG-conductors / for main contacts		2x (14 ... 10)
Conductor cross section that can be connected / for main contacts		
• unifilar	mm ²	1 ... 6
• stranded wire	mm ²	1 ... 6
• stranded wire		
• with conductor end processing	mm ²	1 ... 6
AWG number / as coded connectable conductor cross-section		
• for main contacts		14 ... 10

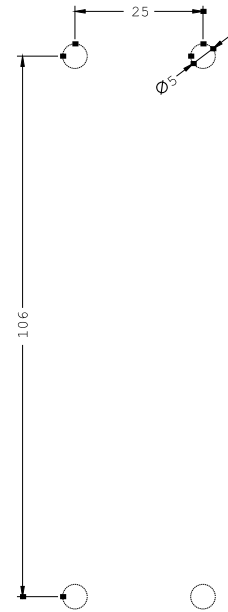
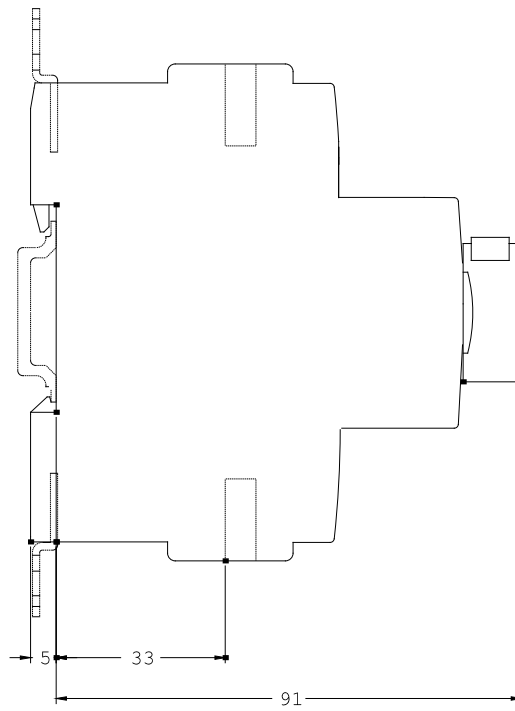
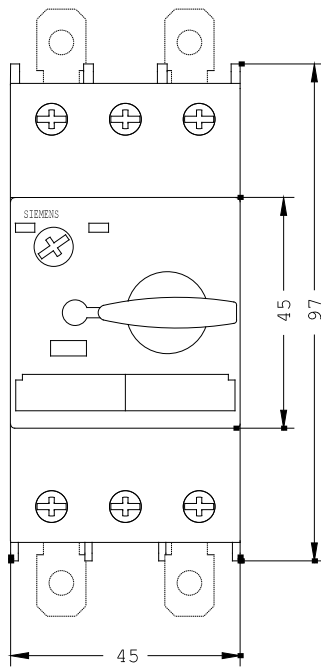
Safety:

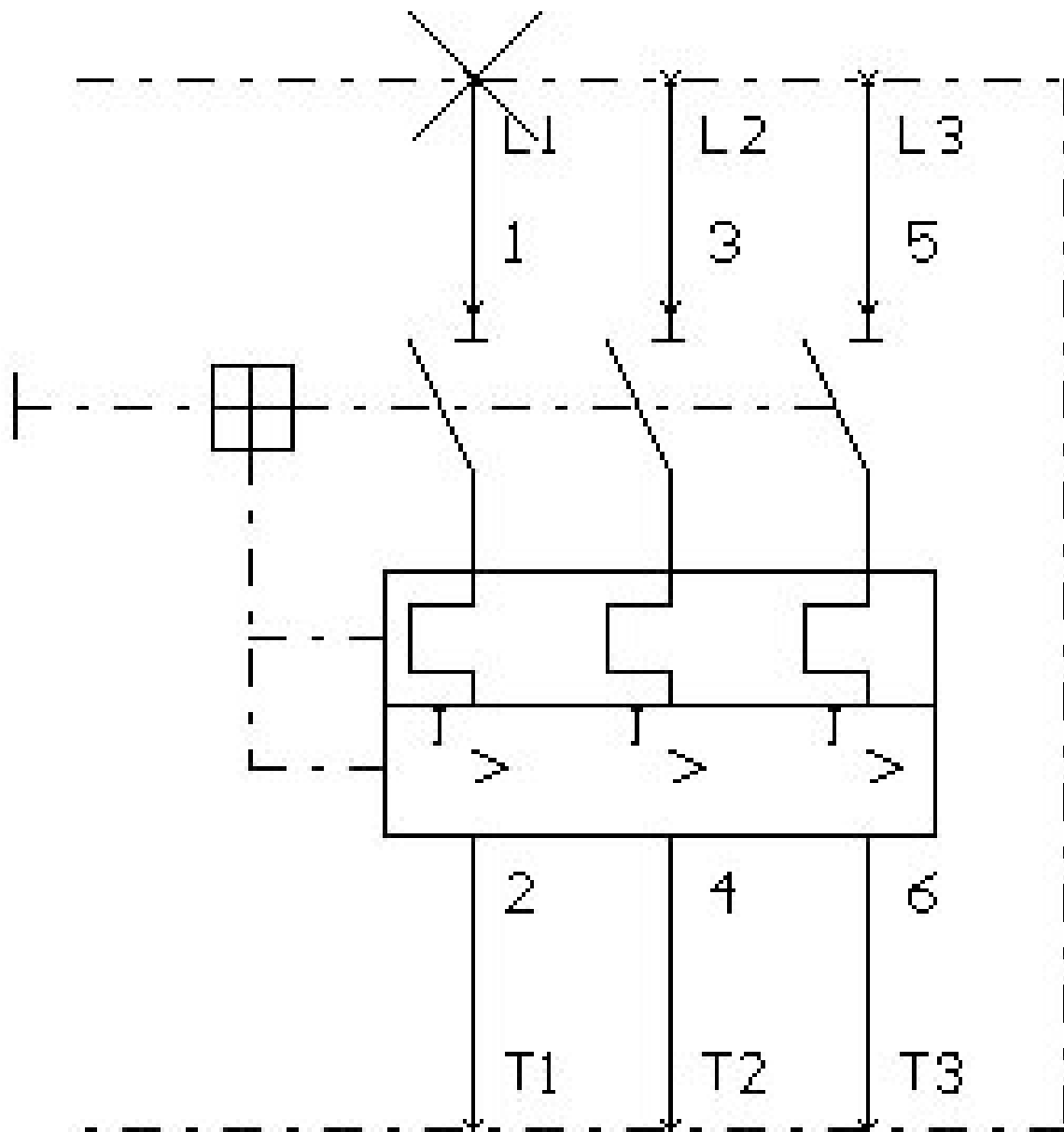
Protection against electrical shock		finger-safe
--	--	-------------

Further information:

Information- and Downloadcenter (Catalogs, Brochures,...)
<http://www.siemens.com/industrial-controls/catalogs>

Global Industry Mall (Online ordering system)
<http://www.siemens.com/industrial-controls/mall>





NSBO_00008b

last change:

Jun 14, 2010