



CIRCUIT-BREAKER,  
11...16 A N-RELEASE 286 A,  
SIZE S0 TRANSFORMER PROTECTION, CL. 10,  
SCREW CONNECTION STANDARD BREAKING  
CAPACITY

**General technical data:**

<b>Product brand name</b>		SIRIUS
<b>Product designation</b>		circuit breaker
<b>Size of the circuit-breaker</b>		S0
<b>Trip class</b>		CLASS 10
<b>Degree of pollution</b>		3
<b>Altitude of installation site / at a height over sea level / maximum</b>	m	2,000
<b>Protection class IP / frontal/front side</b>		IP20
<b>Ambient temperature</b>		
• during storage	°C	-50 ... 80
• during the operating phase	°C	-20 ... 70
• during transport	°C	80 ... -50
<b>Resistance against shock</b>		25g / 11 ms
<b>Insulation voltage / rated value</b>	V	690
<b>Impulse voltage resistance / rated value</b>	kV	6
<b>Real loss power / total / typical</b>	W	7
<b>Item designation</b>		
• according to DIN 40719 extendable after IEC 204-2 / according to IEC 750		Q
• according to DIN EN 61346-2		Q

<b>Mechanical switching cycle as operating period / of the main contacts / typical</b>		100,000
<b>Type of the driving mechanism / Motor drive</b>		No
<b>design of the operating mechanism</b>		selector switch
<b>Product function</b>		
• Overload protection		Yes
• Phase disturbance recognition		Yes
<b>Product component</b>		
• auxiliary switch		No
• Undervoltage release mechanism		No
• trip indicator		No
<b>Product extension / optional / Motor drive</b>		No

#### Main circuit:

<b>Number of poles / for main current circuit</b>		3
<b>Type of voltage</b>		AC/DC
<b>Operating voltage / at 3 AC / rated value / maximum</b>	V	690
<b>Operating current / at AC-3 / at 400 V / rated value</b>	A	16
<b>Switching frequency / at AC-3 / according to IEC 60947-6-2 / maximum</b>	1/h	15
<b>Arrangement of electrical connectors / for main current circuit</b>		front side
<b>Adjustable response current</b>		
• of the non-delayed short-circuit release	A	286 ... 286
<b>Adjustable response current</b>		
• of the current-dependent overload release	A	11 ... 16
<b>Continuous current / rated value</b>	A	16
<b>Product extension / auxiliary switch</b>		Yes

#### Auxiliary circuit:

<b>Number of NC contacts / for auxiliary contacts / instantaneous switching</b>		0
<b>Number of NO contacts / for auxiliary contacts / instantaneous switching</b>		0
<b>Number of change-over switches / for auxiliary contact</b>		0

#### Inputs/ Outputs:

<b>Number of digital inputs</b>		0
---------------------------------	--	---

#### Short-circuit:

<b>Breaking capacity limit short-circuit current (I<sub>cu</sub>)</b>		
• at 400 V / rated value	kA	50
• at 500 V / rated value	kA	10
• at 690 V / rated value	kA	4

<b>Design of the overcurrent release and short-circuit release</b>		thermomagnetic
--	--	----------------

### Installation/mounting/dimensions:

<b>built in orientation</b>		any
<b>Type of fixing/fixation</b>		screw and snap-on mounting onto 35 mm standard mounting rail according to DIN EN 50022
<b>Width</b>	mm	45
<b>Height</b>	mm	97
<b>Depth</b>	mm	96
<b>distance, to be maintained, to the ranks assembly</b>		
• backwards	mm	0
• sideways	mm	0
<b>Product function / removable terminal for auxiliary and control circuit</b>		No

### Connections:

<b>Design of the electrical connection</b>		
• for main current circuit		screw-type terminals
<b>Type of the connectable conductor cross-section</b>		
• for main contacts		
• unifilar		2x (1 ... 2.5 mm <sup>2</sup> ), 2x (2.5 ... 6 mm <sup>2</sup> )
• stranded wire		2x (1 ... 2,5 mm <sup>2</sup> ), 2x (2,5 ... 6 mm <sup>2</sup> )
• stranded wire		
• with conductor end processing		2x (1 ... 2.5 mm <sup>2</sup> ), 2x (2.5 ... 6 mm <sup>2</sup> )
• at AWG-conductors / for main contacts		2x (14 ... 10)
<b>Conductor cross section that can be connected / for main contacts</b>		
• unifilar	mm <sup>2</sup>	1 ... 6
• stranded wire	mm <sup>2</sup>	1 ... 6
• stranded wire		
• with conductor end processing	mm <sup>2</sup>	1 ... 6
<b>AWG number / as coded connectable conductor cross-section</b>		
• for main contacts		14 ... 10

### Safety:

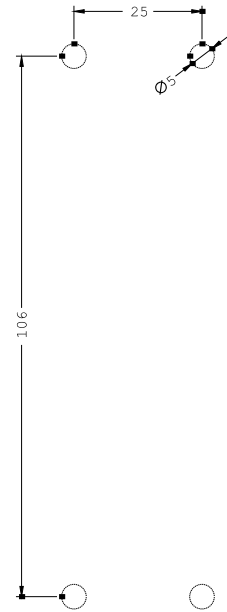
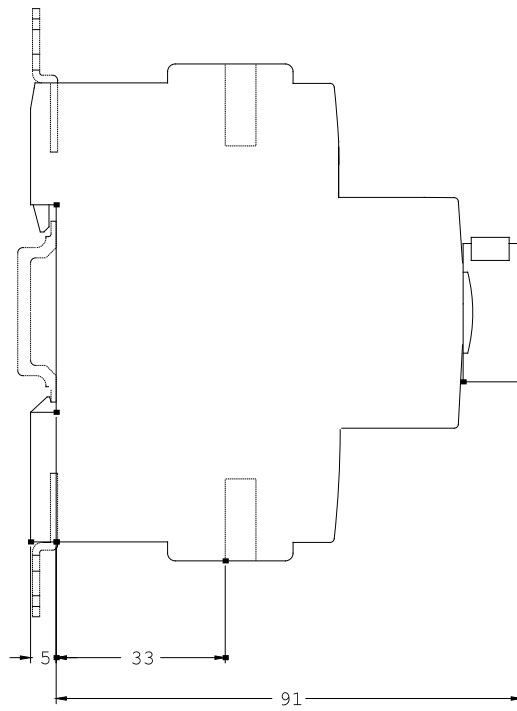
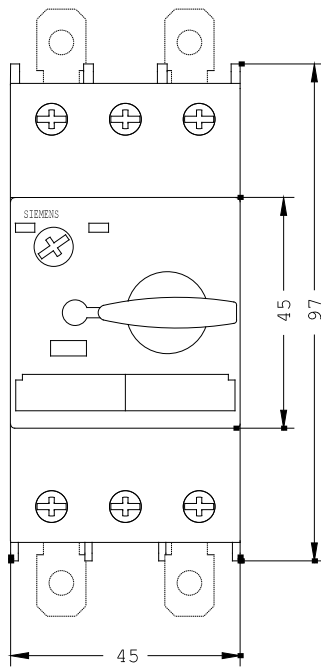
<b>Protection against electrical shock</b>		finger-safe
--	--	-------------

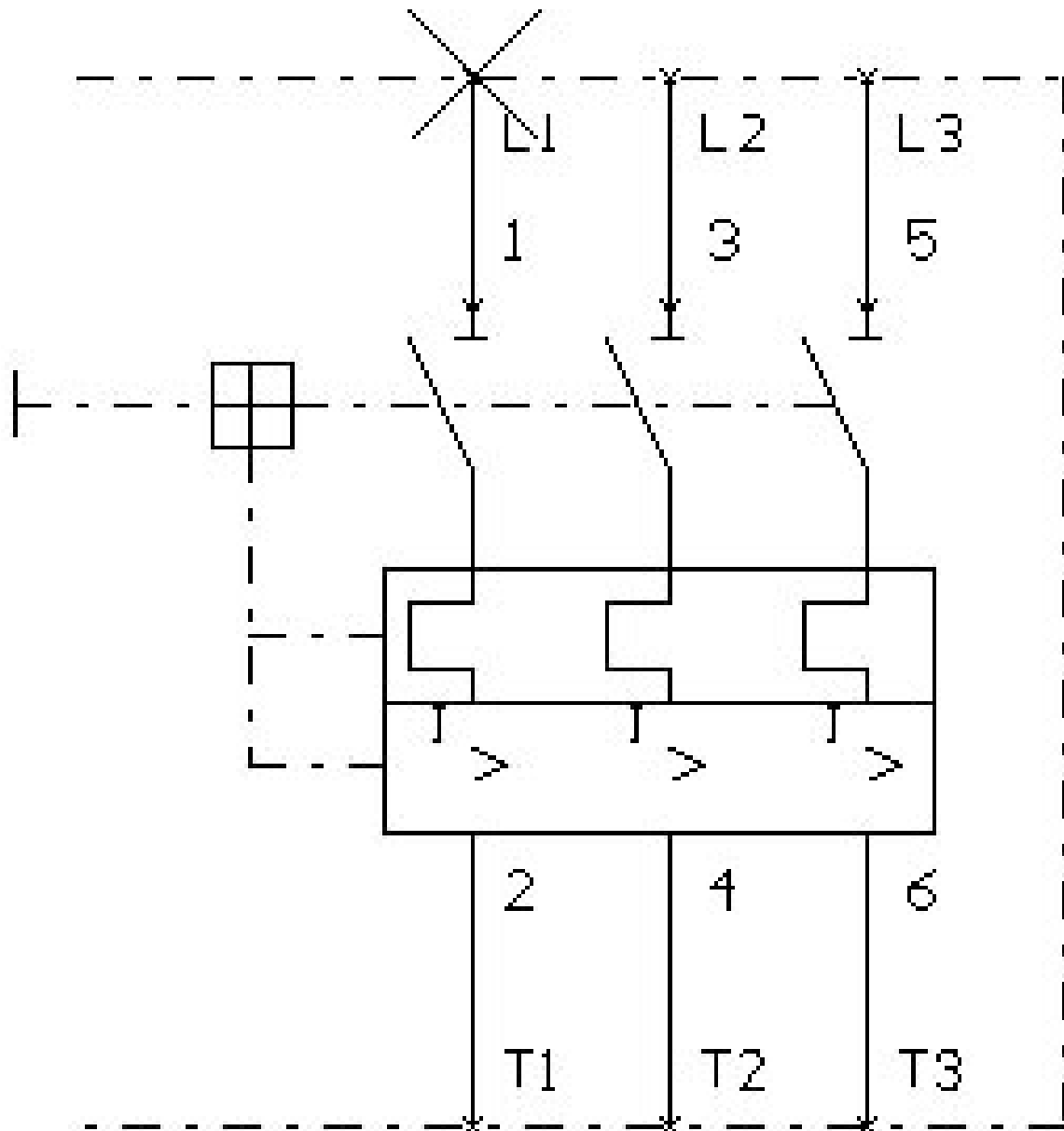
### Further information:

**Information- and Downloadcenter (Catalogs, Brochures,...)**  
<http://www.siemens.com/industrial-controls/catalogs>

---

**Global Industry Mall (Online ordering system)**  
<http://www.siemens.com/industrial-controls/mall>





NSBO\_00008b

last change:

Jun 14, 2010