



LATERAL AUXILIARY SWITCH 2NO+2NC,  
SCREW CONNECTION,  
FOR CIRCUIT-BREAKERS SZ S00/S0

**General technical data:**

<b>product brand name</b>		SIRIUS
<b>product designation</b>		auxiliary switch, lateral
<b>Design of the product</b>		lateral auxiliary switches
<b>Size of the circuit-breaker</b>		S00, S0
<b>Protection class IP / on the front</b>		IP20
<b>Ambient temperature</b>		
<ul style="list-style-type: none"> <li>during storage</li> </ul>	°C	-50 ... +80
<ul style="list-style-type: none"> <li>during operating</li> </ul>	°C	-20 ... +60

**Auxiliary circuit:**

<b>Number of NC contacts / for auxiliary contacts</b>		
<ul style="list-style-type: none"> <li>instantaneous switching</li> </ul>		2
<b>Number of NO contacts / for auxiliary contacts</b>		
<ul style="list-style-type: none"> <li>instantaneous switching</li> </ul>		2
<b>Number of changeover contacts / of the auxiliary contacts</b>		
<ul style="list-style-type: none"> <li>instantaneous switching</li> </ul>		0
<b>Operating current / of the auxiliary contacts</b>		
<ul style="list-style-type: none"> <li>at AC-12</li> </ul>		
<ul style="list-style-type: none"> <li>at 24 V</li> </ul>	A	10
<ul style="list-style-type: none"> <li>at 230 V</li> </ul>	A	10

- at 400 V
- at 690 V
- maximum
- at AC-15
  - at 24 V
  - at 230 V
  - at 690 V
  - at 400 V
- at DC-13
  - at 24 V
  - at 110 V
  - at 125 V
  - at 220 V
  - at 250 V

A	10
A	10
A	10
A	6
A	4
A	1
A	3
A	2
A	0.5
A	0.5
A	0.25
A	0.25

#### Installation/mounting/dimensions:

<b>Type of mounting</b>		plug-in fixing
<b>Width</b>	mm	18
<b>Height</b>	mm	90
<b>Depth</b>	mm	68

#### Connections:

<b>Design of the electrical connection</b>		screw-type terminals
<ul style="list-style-type: none"> <li>• for auxiliary and control current circuit</li> </ul>		
<b>Type of the connectable conductor cross-section</b>		
<ul style="list-style-type: none"> <li>• for auxiliary contacts           <ul style="list-style-type: none"> <li>• solid</li> <li>• finely stranded               <ul style="list-style-type: none"> <li>• with conductor end processing</li> </ul> </li> </ul> </li> <li>• for AWG conductors / for auxiliary contacts</li> </ul>		2x (0.5 ... 1.5 mm <sup>2</sup> ), 2x (0.75 ... 2.5 mm <sup>2</sup> )  2x (0.5 ... 1.5 mm <sup>2</sup> ), 2x (0.75 ... 2.5 mm <sup>2</sup> )  2x (20 ... 14)

#### Certificates/approvals:

<b>Verification of suitability</b>		CE / UL / CSA / CCC
------------------------------------	--	---------------------

**General Product Approval**

CCC



CSA



UL



EG-Konf.

**Declaration of  
Conformity****Test Certificates**[Special Test  
Certificate](#)[Type Test  
Certificates/Test  
Report](#)**Shipping Approval**

ABS

BUREAU  
VERITAS

GL



LRS



PRS



RINA

**Shipping Approval**

other

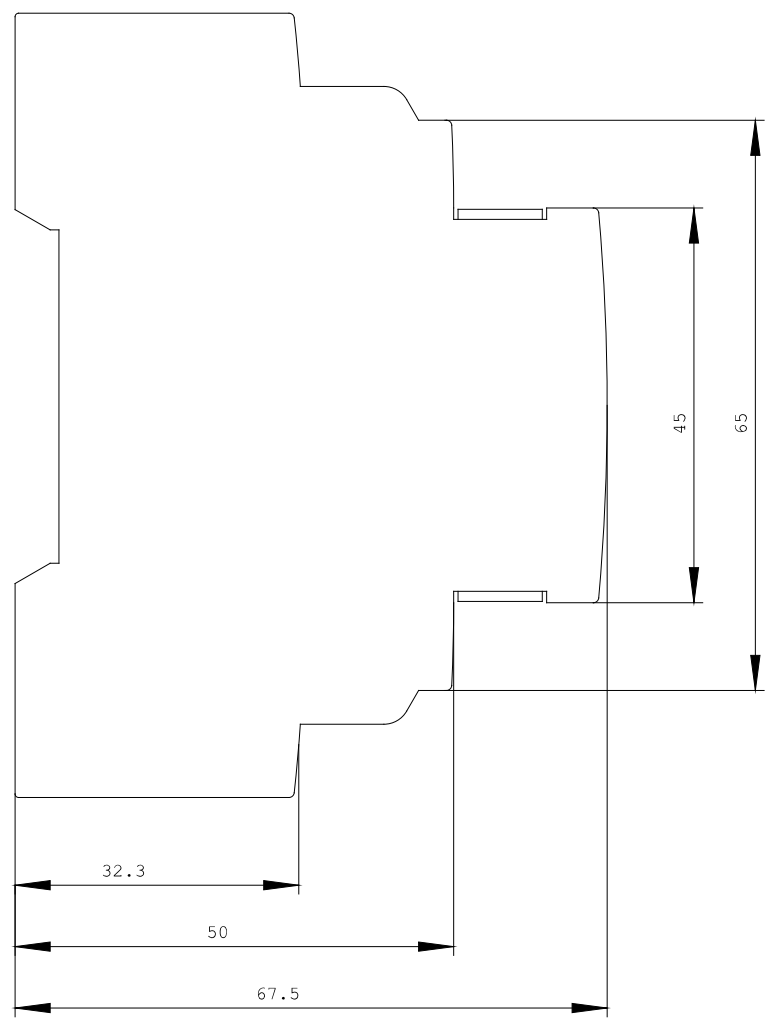
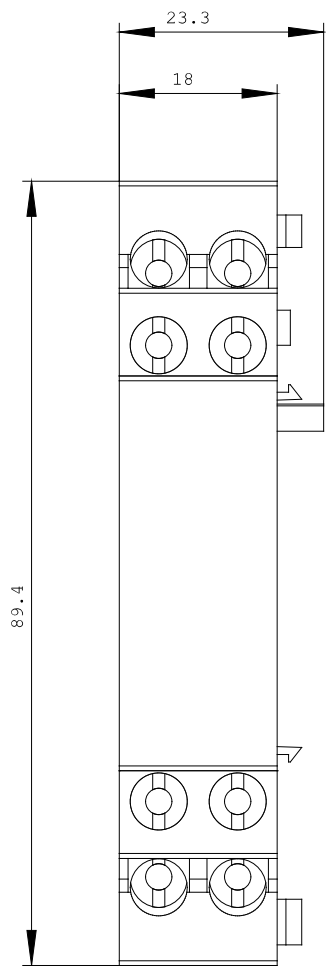


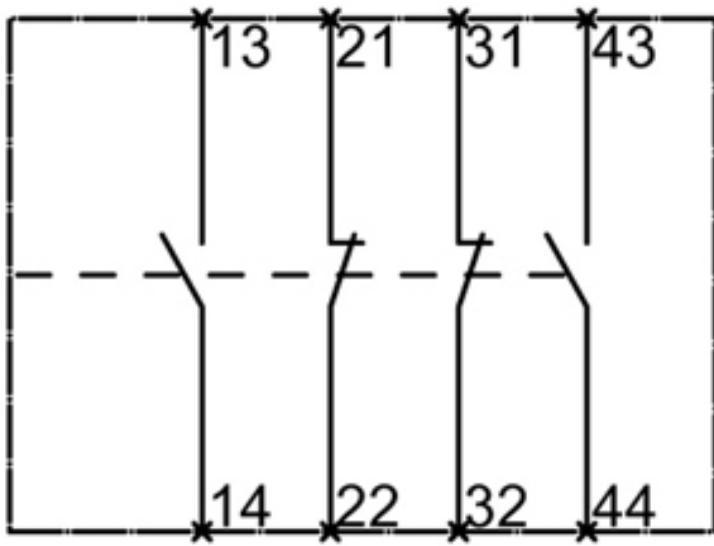
RMRS



VDE

[other](#)**Further information:****Information- and Downloadcenter (Catalogs, Brochures,...)**<http://www.siemens.com/industrial-controls/catalogs>**Industry Mall (Online ordering system)**<http://www.siemens.com/industrial-controls/mall>**CAX-Online-Generator**<http://www.siemens.com/cax>**Service&Support (Manuals, Certificates, Characteristics, FAQs,...)**<http://support.automation.siemens.com/WW/view/en/3RV2901-1J/all>**Image database (product images, 2D dimension drawings, 3D models, device circuit diagrams, ...)**[http://www.automation.siemens.com/bilddb/cax\\_en.aspx?mlfb=3RV2901-1J](http://www.automation.siemens.com/bilddb/cax_en.aspx?mlfb=3RV2901-1J)





last change:

Sep 24, 2012