

RONIS KEY-OPERATED SWITCH, 22MM, ROUND, PLASTIC, LOCK NO. SB30, WITH 2 KEYS, 3 SWITCH POSITIONS I-O-II, LATCHING, ACTUATING ANGLE 2X45 DEG., 10:30H/12H/13:30H, KEY REMOVAL POS. I+O+II, POSSIBLE SPECIAL LOCKS: SB31, 421, 455







Figure similar

Product brand name	SIRIUS ACT
Product designation	Key-operated switches
Product type designation	3SU1

Actuator	
Design of the operating mechanism	Key-operated switch
Manner of function of the actuating element	latching, 2x45° (10:30 h/12 h/13:30 h)
Product extension optional Light source	No
Color	
• of the actuating element	Silver
Material of the actuating element	metal
Shape of the actuating element	Key
Outer diameter of the actuating element	29.5 mm
Number of switching positions	3
Switch position for key distraction	O+I+II
Actuating angle	
• clockwise	45°
• anticlockwise	45°

Lock make	RONIS
Key number	SB30
Front ring	
Product component front ring	Yes
Design of the front ring	Standard
Material of the front ring	plastic
Color of the front ring	black
General technical data	
Protection class IP	IP66, IP67, IP69(IP69K)
• of the terminal	IP20
Degree of protection NEMA rating	NEMA 1, 2, 3, 3R, 4, 4X, 12
Shock resistance	
• acc. to IEC 60068-2-27	Sinusoidal half-wave 50 g / 11 ms
• for railway applications acc. to DIN EN 61373	Category 1, Class B
Vibration resistance	
• acc. to IEC 60068-2-6	10 ... 500 Hz: 5g
• for railway applications acc. to DIN EN 61373	Category 1, Class B
Operating frequency maximum	1 800 1/h
Mechanical service life (switching cycles)	
• typical	1 000 000
Equipment marking	
• acc. to DIN EN 61346-2	S
• acc. to DIN EN 81346-2	S
Ambient conditions	
Ambient temperature	
• during operation	-25 ... +70 °C
• during storage	-40 ... +80 °C
Environmental category during operation acc. to IEC 60721	3M6, 3S2, 3B2, 3C3, 3K6 (with relative air humidity of 10 ... 95 %)
Installation/ mounting/ dimensions	
Height	29.5 mm
Width	29.5 mm
Shape of the installation opening	round
Mounting diameter	22.3 mm
Positive tolerance of installation diameter	0.4 mm
Mounting height	49.4 mm
Installation width	29.5 mm
Installation depth	25.4 mm
Certificates/approvals	

General Product Approval			Declaration of Conformity	Test Certificates	
 CSA	 UL		 EG-Konf.	Declaration of the Compliance with the order	Special Test Certificate

other

[Confirmation](#)

Further information

Information- and Downloadcenter (Catalogs, Brochures,...)

<http://www.siemens.com/industrial-controls/catalogs>

Industry Mall (Online ordering system)

<https://mall.industry.siemens.com/mall/en/en/Catalog/product?mlfb=3SU1000-4BL11-0AA0>

Cax online generator

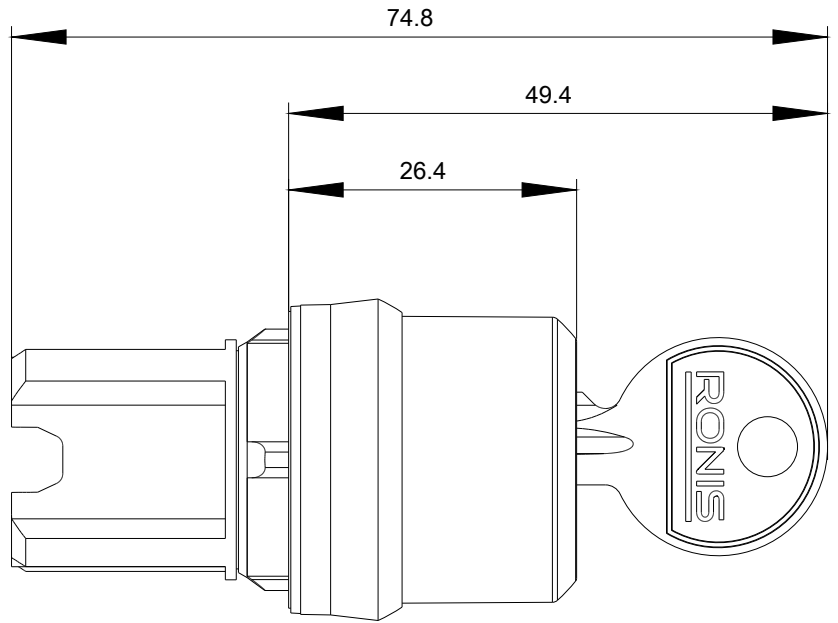
<http://support.automation.siemens.com/WW/CAXorder/default.aspx?lang=en&mlfb=3SU1000-4BL11-0AA0>

Service&Support (Manuals, Certificates, Characteristics, FAQs,...)

<https://support.industry.siemens.com/cs/ww/en/ps/3SU1000-4BL11-0AA0>

Image database (product images, 2D dimension drawings, 3D models, device circuit diagrams, EPLAN macros, ...)

http://www.automation.siemens.com/bilddb/cax_de.aspx?mlfb=3SU1000-4BL11-0AA0&lang=en



last modified:

09/13/2017