

CONTACT MODULE WITH 1 CONTACT ELEMENT, 1NC, SCREW
TERMINAL, FOR BASE MOUNTING



Figure similar

Product brand name	SIRIUS ACT
Product designation	Contact module
Product type designation	3SU1

General technical data	
Product function	
• positive opening	Yes
Insulation voltage	
• rated value	500 V
Degree of pollution	3
Type of voltage	
• of the operating voltage	AC/DC
• of the input voltage	AC/DC
Surge voltage resistance rated value	6 kV
Protection class IP	
• of the enclosure	IP40
• of the terminal	IP20
Shock resistance	

<ul style="list-style-type: none"> • acc. to IEC 60068-2-27 • for railway applications acc. to DIN EN 61373 	Sinusoidal half-wave 50 g / 11 ms Category 1, Class B
Vibration resistance <ul style="list-style-type: none"> • acc. to IEC 60068-2-6 • for railway applications acc. to DIN EN 61373 	10 ... 500 Hz: 5g Category 1, Class B
Operating frequency maximum	3 600 1/h
Mechanical service life (switching cycles) <ul style="list-style-type: none"> • typical 	10 000 000
Electrical endurance (switching cycles) <ul style="list-style-type: none"> • typical 	10 000 000
Thermal current	10 A
Equipment marking <ul style="list-style-type: none"> • acc. to DIN EN 61346-2 • acc. to DIN EN 81346-2 	S S
Continuous current of the C characteristic MCB	10 A

Main circuit

Operating voltage <ul style="list-style-type: none"> • at AC <ul style="list-style-type: none"> — at 50 Hz rated value — at 60 Hz rated value • at DC <ul style="list-style-type: none"> — rated value 	5 ... 500 V 5 ... 500 V 5 ... 500 V
--	---

Power Electronics

Contact reliability	One maloperation per 100 million (17 V, 5 mA), one maloperation per 10 million (5 V, 1 mA)
----------------------------	--

Auxiliary circuit

Design of the contact of auxiliary contacts	Silver alloy
Number of NC contacts <ul style="list-style-type: none"> • for auxiliary contacts — lagging switching 	1 0
Number of NO contacts <ul style="list-style-type: none"> • for auxiliary contacts — leading contact 	0 0
Number of CO contacts <ul style="list-style-type: none"> • for auxiliary contacts 	0
Operating current at AC-12 <ul style="list-style-type: none"> • at 24 V rated value • at 48 V rated value • at 110 V rated value • at 230 V rated value • at 400 V rated value 	10 A 10 A 10 A 8 A 8 A

Operating current at AC-15	
• at 24 V rated value	6 A
• at 48 V rated value	6 A
• at 110 V rated value	6 A
• at 230 V rated value	6 A
• at 400 V rated value	3 A
• at 500 V rated value	1.4 A
Operating current at DC-12	
• at 24 V rated value	10 A
• at 48 V rated value	5 A
• at 110 V rated value	2.5 A
• at 230 V rated value	1 A
• at 400 V rated value	0.3 A
• at 500 V rated value	0.3 A
Operating current at DC-13	
• at 24 V rated value	3 A
• at 48 V rated value	1.5 A
• at 110 V rated value	0.7 A
• at 230 V rated value	0.3 A
• at 400 V rated value	0.1 A
• at 500 V rated value	0.1 A

Connections/Terminals	
Type of electrical connection	screw-type terminals
Type of connectable conductor cross-sections	
• solid with core end processing	2x (0.5 ... 0.75 mm ²)
• solid without core end processing	2x (1.0 ... 1.5 mm ²)
• finely stranded with core end processing	2x (0.5 ... 1.5 mm ²)
• finely stranded without core end processing	2x (1,0 ... 1,5 mm ²)
• at AWG conductors	2x (18 ... 14)
Tightening torque	
• with screw-type terminals	0.8 ... 0.9 N·m

Ambient conditions	
Ambient temperature	
• during operation	-25 ... +70 °C
• during storage	-40 ... +80 °C
Environmental category during operation acc. to IEC 60721	3M6, 3S2, 3B2, 3C3 (without salt spray), 3K6 (with relative humidity of 10 ... 95%, no condensation in operation permitted)

Installation/ mounting/ dimensions	
Mounting type	
• of modules and accessories	Floor mounting
Height	33.2 mm

Width	9.8 mm
Depth	27.7 mm

Certificates/approvals

General Product Approval	Declaration of Conformity
--------------------------	---------------------------



Test Certificates	other
-------------------	-------

[Declaration of the Compliance with the order](#)

[Special Test Certificate](#)

[Confirmation](#)

Further information

Information- and Downloadcenter (Catalogs, Brochures,...)

<http://www.siemens.com/industrial-controls/catalogs>

Industry Mall (Online ordering system)

<https://mall.industry.siemens.com/mall/en/en/Catalog/product?mlfb=3SU1400-2AA10-1CA0>

Cax online generator

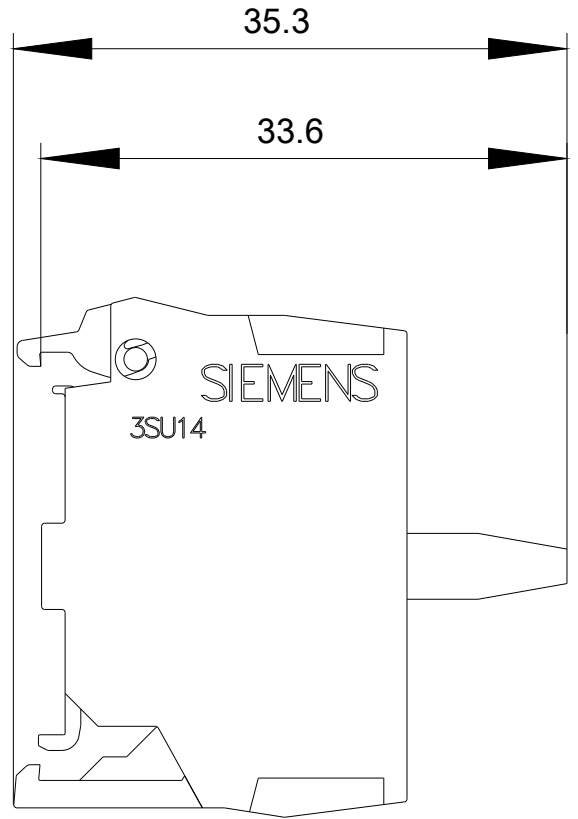
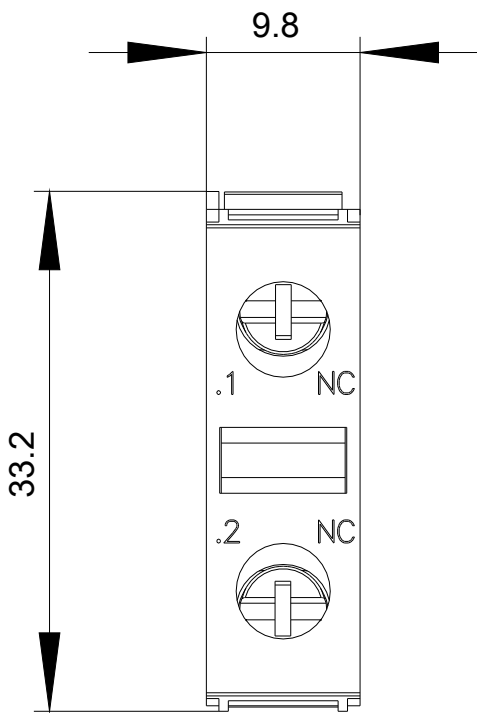
<http://support.automation.siemens.com/WW/CAXorder/default.aspx?lang=en&mlfb=3SU1400-2AA10-1CA0>

Service&Support (Manuals, Certificates, Characteristics, FAQs,...)

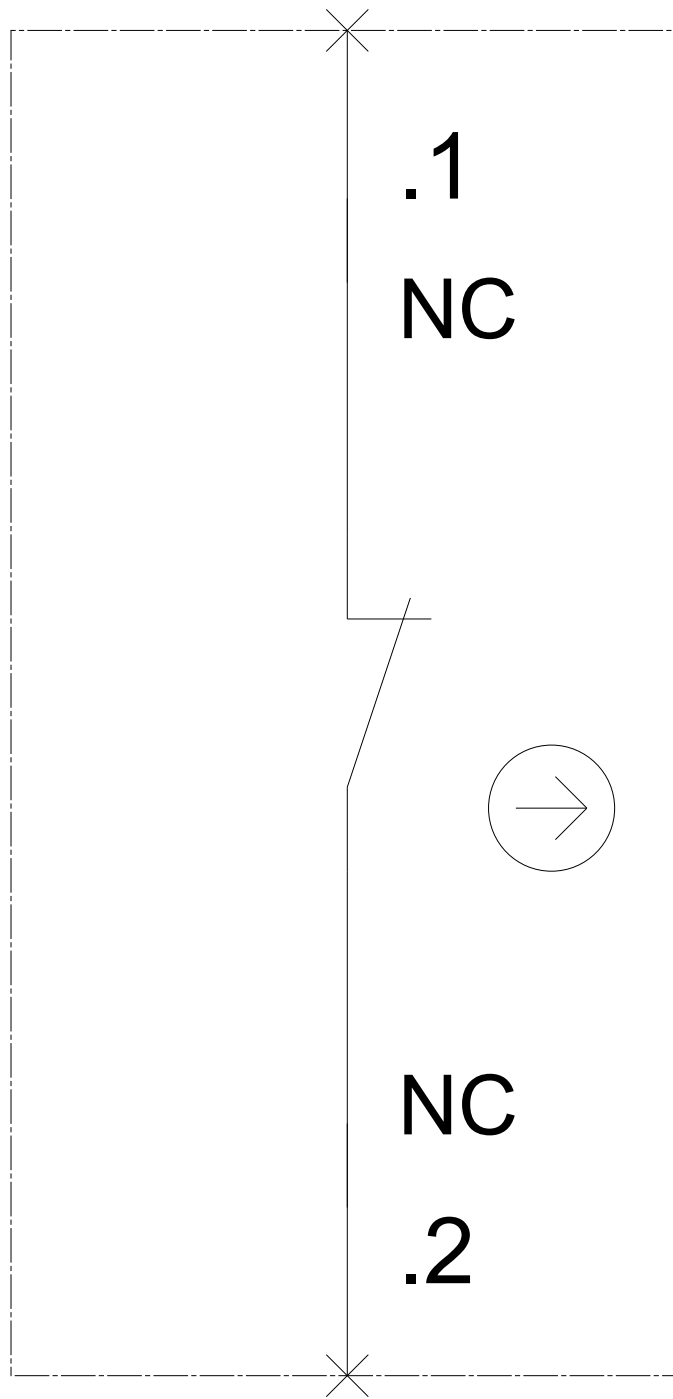
<https://support.industry.siemens.com/cs/ww/en/ps/3SU1400-2AA10-1CA0>

Image database (product images, 2D dimension drawings, 3D models, device circuit diagrams, EPLAN macros, ...)

http://www.automation.siemens.com/bilddb/cax_de.aspx?mlfb=3SU1400-2AA10-1CA0&lang=en



-S



last modified:

09/25/2017