



OUTPUT COUPLING DEVICE RELAY COUPLER,
SCREW-TYPE TERMINALS 1 CHANGEOVER CONTACT,
AC/DC 24V




General technical details:

type of voltage		AC/DC
Supply voltage frequency / for auxiliary and control current circuit / rated value		
• minimum	Hz	50
• maximum	Hz	60
Control supply voltage		
• at 50 Hz / at AC / rated value		
• minimum	V	24
• maximum	V	24
• at 60 Hz / at AC / rated value		
• minimum	V	24
• maximum	V	24
• for DC / rated value		
• minimum	V	24
• maximum	V	24
Number of NC contacts / for auxiliary contacts		0
Number of NO contacts / for auxiliary contacts		0
Number of change-over switches / for auxiliary contacts		1
Operating current / of the auxiliary contacts		
• at DC-13		

• at 24 V	A	1
• at 110 V	A	0.2
• at 230 V	A	0.1
• at AC-15		
• at 230 V	A	3
Switching behaviour		monostable
Item designation / according to DIN 40719 extendable after IEC 204-2 / according to IEC 750		K
Item designation / according to DIN EN 61346-2		K

Mechanical design:		
Design of the electrical connection		screw-type terminals
Design of the electrical connection / jumper socket		No
Design of the relay operating mechanism		poled
Design of the switching function		changeover switch
• guided		No
Product component / jumper socket		No
Width	mm	17.5
Height	mm	60
Depth	mm	62

Ambient conditions:		
Protection class IP		IP20
Ambient temperature		
• during operating	°C	-25 ... +60

Certificates/approvals:		
General Product Approval	Test Certificates	other
 CCC	 CSA	 GOST
	Special Test Certificate	Declaration of Conformity
		other

Further information:
Information- and Downloadcenter (Catalogs, Brochures,...) http://www.siemens.com/industrial-controls/catalogs
Industry Mall (Online ordering system) http://www.siemens.com/industrial-controls/mall
CAX-Online-Generator http://www.siemens.com/cax
Service&Support (Manuals, Certificates, Characteristics, FAQs,...) http://support.automation.siemens.com/WW/view/en/3TX7002-1BB00/all
Image database (product images, 2D dimension drawings, 3D models, device circuit diagrams, ...) http://www.automation.siemens.com/bilddb/cax_en.aspx?mlfb=3TX7002-1BB00

last change:

Oct 24, 2011