

switch disconnecter 3VA1 IEC frame 250 3-pole SD100, In=250A
without overload protection w/o short-circuit protection nut keeper kit



Model	
Product brand name	SENTRON
Product designation	Switch disconnecter
Product version	in MCCB design
Number of poles	3
Design of the auxiliary release	without
Auxiliary contact version	Without
General technical data	
Rated insulation voltage U_i	800 V
Max. rated operational voltage U_e with AC 50/60Hz	690 V
Max. rated operational voltage U_e with DC	500 V
Power loss [W] / maximum	57 W
Mechanical service life (switching cycles) / typical	15 000
Product function	
• communication function	No
Current	
Rated continuous current I_u	250 A
Short-time withstand current (I_{cw})	

<ul style="list-style-type: none"> • limited to 1 s 	3 kA
Operating current	
<ul style="list-style-type: none"> • at 40 °C 	250 A
<ul style="list-style-type: none"> • at 45 °C 	250 A
<ul style="list-style-type: none"> • at 50 °C 	250 A
<ul style="list-style-type: none"> • at 55 °C 	243 A
<ul style="list-style-type: none"> • at 60 °C 	237 A
<ul style="list-style-type: none"> • at 65 °C 	230 A
<ul style="list-style-type: none"> • at 70 °C 	223 A

Mechanical Design

Height	158 mm
Width	105 mm
Depth	70 mm

Connections

Arrangement of electrical connectors / for main current circuit	Front terminal
Type of electrical connection / for main current circuit	busbar connection

Auxiliary circuit

Product component	
<ul style="list-style-type: none"> • undervoltage release 	No
<ul style="list-style-type: none"> • Voltage trigger 	No
<ul style="list-style-type: none"> • undervoltage release with leading contact 	No
<ul style="list-style-type: none"> • Trip indicator 	No
Number of CO contacts / for auxiliary contacts	0

Accessories

Product extension / optional / motor drive	Yes
--	-----

Environmental conditions

Protection class IP / on the front	IP40
Ambient temperature	
<ul style="list-style-type: none"> • during operation / minimum 	-25 °C
<ul style="list-style-type: none"> • during operation / maximum 	70 °C
<ul style="list-style-type: none"> • during storage / minimum 	-40 °C
<ul style="list-style-type: none"> • during storage / maximum 	80 °C

Certificates

Reference code / acc. to DIN EN 81346-2	Q
---	---

General Product Approval	EMC	Declaration of Conformity
--------------------------	-----	---------------------------



CCC



VDE

[Miscellaneous](#)



RCM



EG-Konf.

Test Certificates	Shipping Approval	other
-------------------	-------------------	-------

[Miscellaneous](#)

[Special Test Certificate](#)

[Type Test Certificates/Test Report](#)



LRS

[Manufacturer Declaration](#)

[Miscellaneous](#)

Further information

Information- and Downloadcenter (Catalogs, Brochures,...)

<http://www.siemens.com/lowvoltage/catalogs>

Industry Mall (Online ordering system)

<https://mall.industry.siemens.com/mall/en/en/Catalog/product?mlfb=3VA1225-1AA32-0AA0>

Service&Support (Manuals, Certificates, Characteristics, FAQs,...)

<https://support.industry.siemens.com/cs/ww/en/ps/3VA1225-1AA32-0AA0>

Image database (product images, 2D dimension drawings, 3D models, device circuit diagrams, ...)

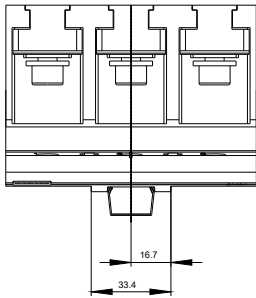
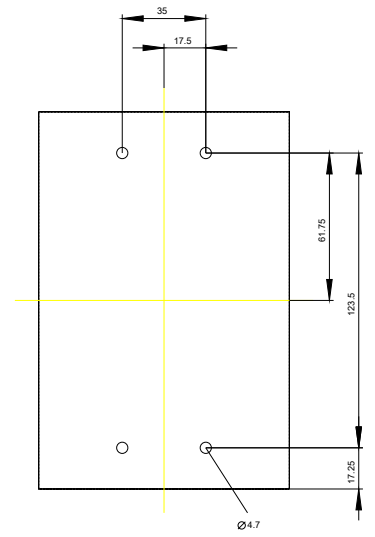
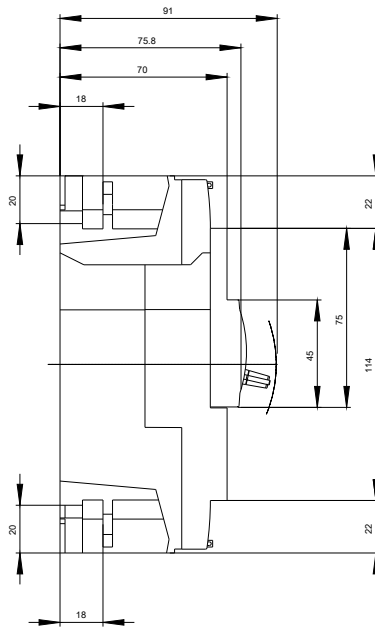
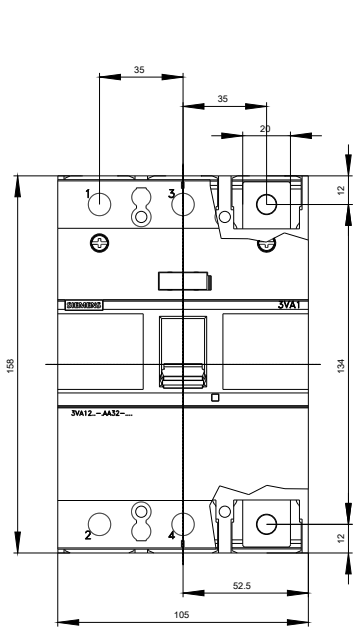
http://www.automation.siemens.com/bilddb/cax_en.aspx?mlfb=3VA1225-1AA32-0AA0

CAX-Online-Generator

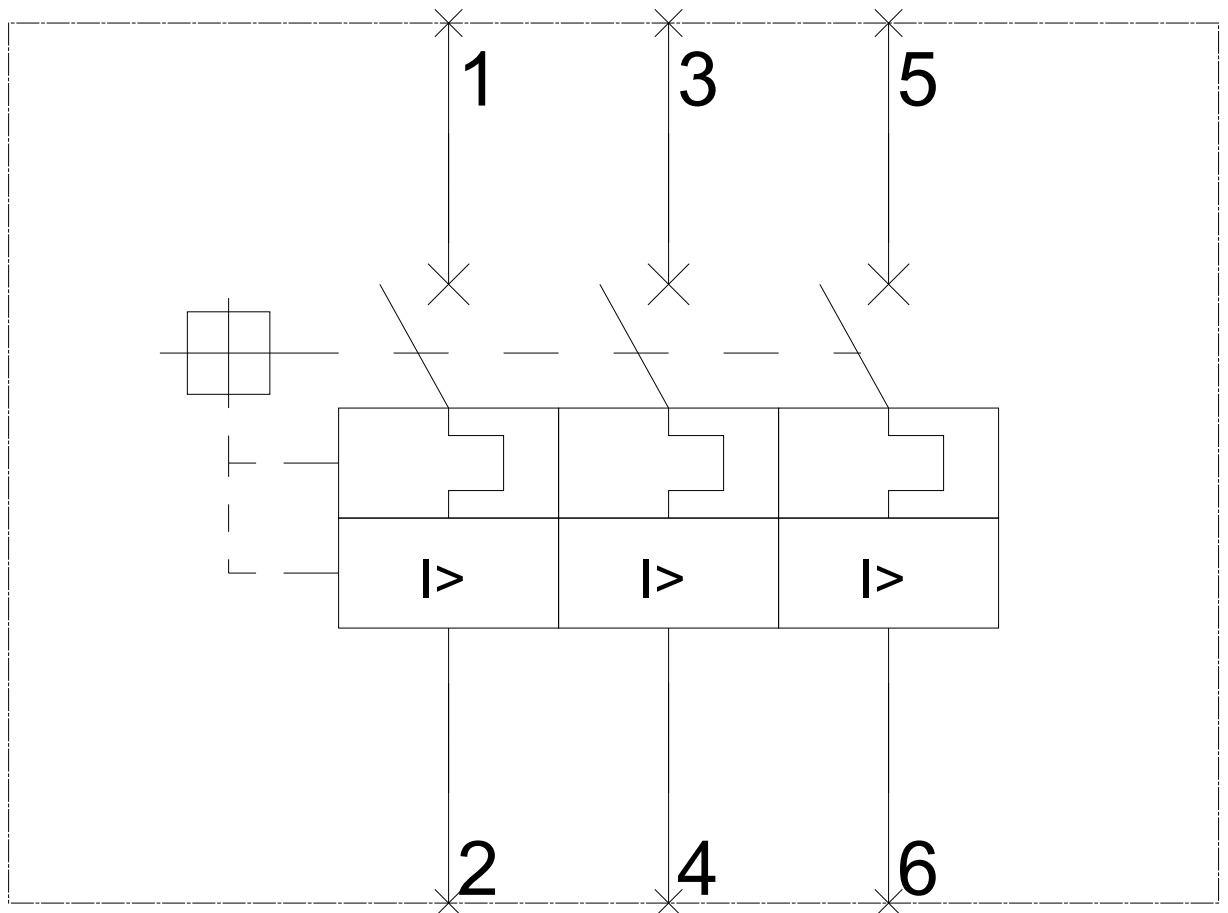
<http://www.siemens.com/cax>

Tender specifications

<http://www.siemens.com/specifications>



-Q



last modified:

07/23/2020