

fixed-mounted molded case circuit breaker w. handle frame 1600; 4AUX and trip alarm switch S24; Icu "M" Icu=55kA @ 415V, 3-pole ETU320, LI, In=1250A rotary coding switch Ir=500...1250A li=1.5...15 x In N conductor protec. adjustable opt. w. ext. CT; up to 200% nut keeper kit No communication connection, no measurement function With trip alarm switch TAS and trip alarm switch S25 With mechanical calling without 2nd auxiliary release without 1st auxiliary release

Model	
Product brand name	SENTRON
Product designation	Molded case circuit breaker
Design of the product	MCCB
Design of the operating mechanism	toggel handle actuator
Type of the driving mechanism	manual operating mechanism
Type of the driving mechanism / motor drive	No
Design of the overcurrent release	ETU320

General technical data	
Number of poles	3
Size of the circuit-breaker	1600 A
circuit-breaker / Design	3VA2
Mechanical service life (switching cycles) / typical	1 000

Voltage	
Insulation voltage / rated value	1 000 V
Operating voltage	
• at AC / at 50/60 Hz / rated value	690 V
Protection class IP	IP20
Protection class IP / on the front	IP20
protection function of the overcurrent release	LI
Power loss [W] / for rated value of the current / at AC / in hot operating state / per pole	47 W

Current	
Operating current / at 45 °C / rated value	1 250 A
Continuous current / rated value	1 250 A
Adjustable pick-up value current	
• of the current-dependent overload release / Full-scale value	1 250 A
• of instantaneous short-circuit trip unit / initial value	1 875 A

<ul style="list-style-type: none"> <li>• of instantaneous short-circuit trip unit / Full-scale value</li> </ul>	18 750 A
Short-time withstand current (I <sub>cw</sub> )	
<ul style="list-style-type: none"> <li>• limited to 1 s / rated value</li> </ul>	20 kA
<ul style="list-style-type: none"> <li>• at AC / at 415 V / limited to 0.5 s / rated value</li> </ul>	20 kA

### Main circuit

Operating current	
<ul style="list-style-type: none"> <li>• at 40 °C / rated value</li> </ul>	1 250 A
<ul style="list-style-type: none"> <li>• at 50 °C / rated value</li> </ul>	1 250 A
<ul style="list-style-type: none"> <li>• at 55 °C / rated value</li> </ul>	1 240 A
<ul style="list-style-type: none"> <li>• at 60 °C / rated value</li> </ul>	1 182 A
<ul style="list-style-type: none"> <li>• at 65 °C / rated value</li> </ul>	1 122 A
<ul style="list-style-type: none"> <li>• at 70 °C / rated value</li> </ul>	1 057 A

### Auxiliary circuit

Number of CO contacts / for auxiliary contacts	4
--	---

### Suitability

Suitability for use	system protection
---------------------	-------------------

### Adjustable parameters

Adjustable pick-up value current / of the current-dependent overload release / initial value	500 A
Product component	
<ul style="list-style-type: none"> <li>• Trip indicator</li> </ul>	Yes
<ul style="list-style-type: none"> <li>• Voltage trigger</li> </ul>	No
<ul style="list-style-type: none"> <li>• undervoltage release</li> </ul>	No
Product extension / optional / motor drive	No

### Product function

Product function	
<ul style="list-style-type: none"> <li>• Ground fault protection</li> </ul>	No

### Display and operation

Display version	Without display
-----------------	-----------------

### Short circuit

Operational short-circuit current breaking capacity (I <sub>cs</sub> )	
<ul style="list-style-type: none"> <li>• at 415 V / rated value</li> </ul>	55 kA
<ul style="list-style-type: none"> <li>• at 500 V / rated value</li> </ul>	36 kA
<ul style="list-style-type: none"> <li>• at 690 V / rated value</li> </ul>	25 kA
Maximum short-circuit current breaking capacity (I <sub>cu</sub> )	
<ul style="list-style-type: none"> <li>• at 415 V / rated value</li> </ul>	55 kA
<ul style="list-style-type: none"> <li>• at 440 V / rated value</li> </ul>	55 kA
<ul style="list-style-type: none"> <li>• at 500 V / rated value</li> </ul>	36 kA

- at 690 V / rated value

25 kA

### Connections

Arrangement of electrical connectors / for main current circuit	Main connection on front side
Type of electrical connection <ul style="list-style-type: none"> <li>• for main current circuit</li> </ul>	busbar connection

### Mechanical Design



Height	296 mm
Width	210 mm
Depth	183 mm
Mounting type	fixed mounting
Net weight	14 kg

### Environmental conditions

Ambient temperature / during operation <ul style="list-style-type: none"> <li>• minimum</li> <li>• maximum</li> </ul>	-25 °C 70 °C
Ambient temperature / during storage <ul style="list-style-type: none"> <li>• minimum</li> <li>• maximum</li> </ul>	-40 °C 70 °C

### Certificates

Reference code <ul style="list-style-type: none"> <li>• acc. to DIN EN 61346-2</li> <li>• acc. to DIN EN 81346-2</li> </ul>	Q Q
---	--------

General Product Approval	Declaration of Conformity	Test Certificates	other
 CCC	 EG-Konf.		
<a href="#">Miscellaneous</a>		<a href="#">Miscellaneous</a>	<a href="#">Manufacturer Declaration</a>
			<a href="#">Miscellaneous</a>

### Further information

#### Industry Mall (Online ordering system)

<https://mall.industry.siemens.com/mall/en/en/Catalog/product?mlfb=3VA2712-5AB03-1AA0>

#### Service&Support (Manuals, Certificates, Characteristics, FAQs,...)

<https://support.industry.siemens.com/cs/ww/en/ps/3VA2712-5AB03-1AA0>

#### Image database (product images, 2D dimension drawings, 3D models, device circuit diagrams, ...)

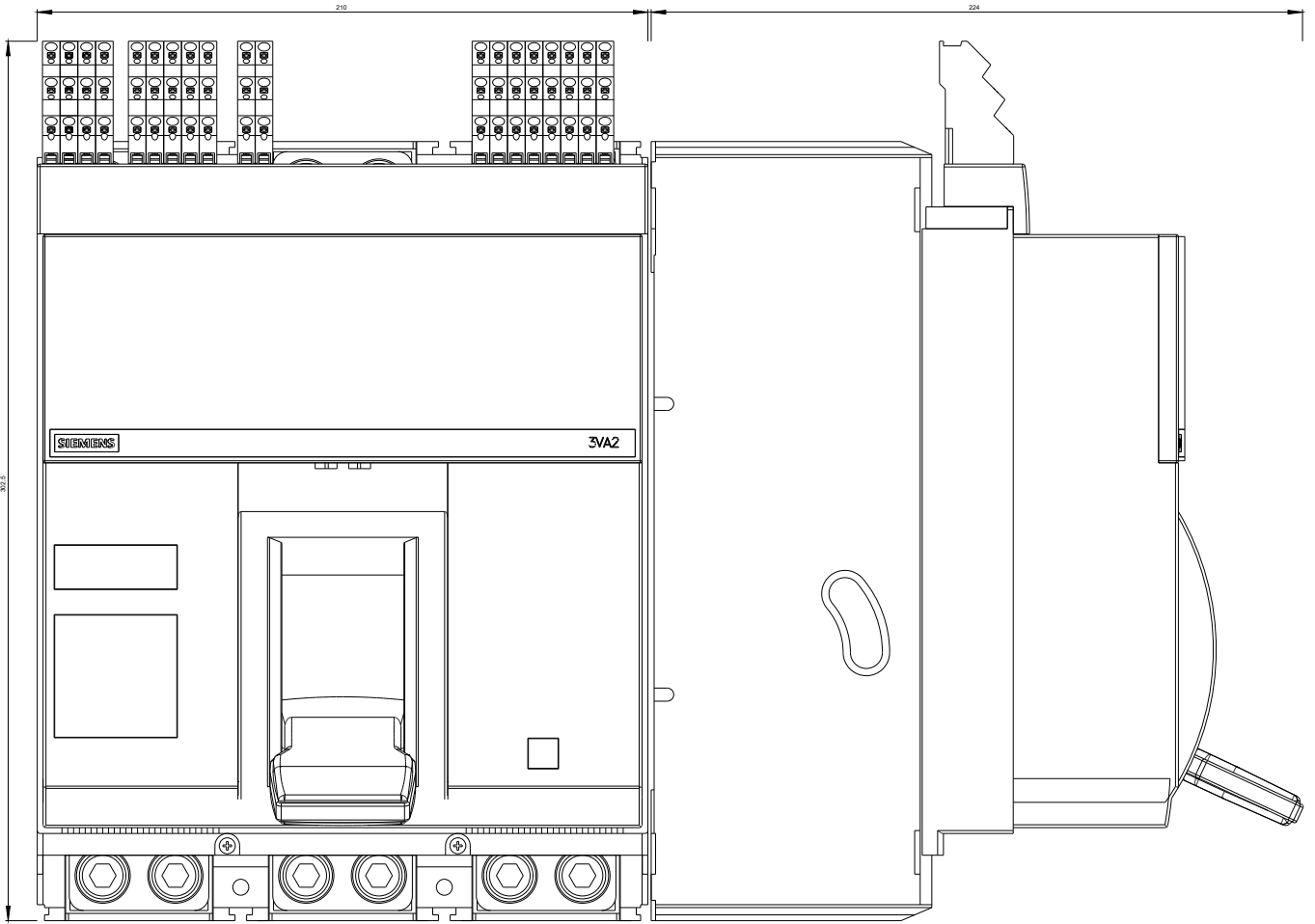
[http://www.automation.siemens.com/bilddb/cax\\_en.aspx?mlfb=3VA2712-5AB03-1AA0](http://www.automation.siemens.com/bilddb/cax_en.aspx?mlfb=3VA2712-5AB03-1AA0)

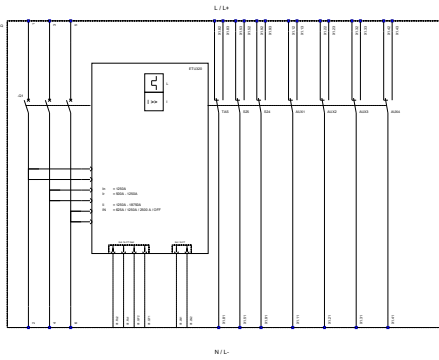
#### CAX-Online-Generator

<http://www.siemens.com/cax>

#### Tender specifications

<http://www.siemens.com/specifications>





3VA2712-5AB03-1AA0 (3VA2712-5AB03-1AA0) (3VA2712-5AB03-1AA0) (3VA2712-5AB03-1AA0) (3VA2712-5AB03-1AA0) (3VA2712-5AB03-1AA0)

**last modified:**

06/09/2020