

Similar to image

CIRCUIT-BREAKER VL 160N STANDARD BREAKING CAPACITY ICU=55KA / 415 V AC 3 POLE, LINE PROTECTION OVERCURRENT RELEASE TM, LI IN=160A, RATED CURRENT IR=125-160A, OVERLOAD II=800-1600A, SHORT CIRCUIT WITH SCREW CONNECTION WITHOUT AUXILIARY RELEASE AUXILIARY SWITCH KIT 2HS(1NO+1NC)

**General technical data:**

<b>Number of poles</b>		3
<b>Design of the overcurrent release</b>		TM
<b>Acceptability for application</b>		system protection
<b>Electrical operating cycles as operating time / typical</b>		10,000
<b>Mechanical operating cycles as operating time / typical</b>		20,000
<b>Active power loss / maximum</b>	W	48
<b>Product component</b>		
• auxiliary switch		Yes
• Voltage trigger		No
• undervoltage release mechanism		No
• undervoltage release with leading contact		No
<b>Product function</b>		
• of the thermal overload release		adjustable
• ground-fault protection		No
• for zero conductors / short-circuit and overload protection		No
• overload protection		Yes
<b>Operating cycles / maximum</b>	1/s	120
<b>Protection class IP</b>		IP20

<b>Protective function of the overcurrent release</b>		LI
<b>Impulse voltage resistance / rated value</b>	kV	8
<b>Ambient temperature</b>		
• during operating	°C	0 ... 70
• during storage	°C	-40 ... +80

#### Main circuit:

<b>Insulation voltage / for AC / rated value</b>	V	800
<b>Operating frequency</b>		
• 1 / rated value	Hz	50
• 2 / rated value	Hz	60
<b>Reference code</b>		
• according to DIN 40719 extended according to IEC 204-2 / according to IEC 750		Q
• according to DIN EN 61346-2		Q
<b>Operating voltage / for main circuit</b>		
• at 50 Hz / with AC		
• maximum	V	690
• at 60 Hz / with AC		
• maximum	V	690
<b>Operating voltage / for main current circuit / for DC</b>		
• maximum	V	500
<b>Operating current</b>		
• at 40 °C / rated value	A	160
• at 50 °C / rated value	A	160
• at 60 °C / rated value	A	148.8
• at 70 °C / rated value	A	137.6
<b>Continuous current / rated value</b>	A	160
<b>Derating temperature / for the rated value of the continuous current</b>	°C	50

#### Auxiliary circuit:

<b>Number of NC contacts / for auxiliary contacts</b>		1
<b>Number of NO contacts / for auxiliary contacts</b>		1

#### Short-circuit:

<b>Adjustable response current</b>		
• of the current-dependent overload release	A	128 ... 160
• of the non-delayed short-circuit release	A	800 ... 1,600
<b>Breaking capacity limit short-circuit current (I<sub>cu</sub>) / at 415 V / rated value</b>	kA	55



## Installation/mounting/dimensions:

<b>Mounting type</b>		fixed mounting
<b>Height</b>	mm	174.5
<b>Width</b>	mm	104.5
<b>Depth</b>	mm	106.5

## Connections:

<b>Arrangement of electrical connectors / for main current circuit</b>		front side
<b>Design of the electrical connection / for main current circuit</b>		screw-type terminals
<b>Type of the connectable conductor cross-section</b> <ul style="list-style-type: none"><li>• for main contacts<ul style="list-style-type: none"><li>• solid</li><li>• stranded</li></ul></li><li>• for auxiliary contacts<ul style="list-style-type: none"><li>• solid</li><li>• finely stranded / with conductor end processing</li></ul></li></ul>		2.5 ... 95 mm <sup>2</sup> 2.5 ... 95 mm <sup>2</sup> 0.75 ... 1.5 mm <sup>2</sup> 0,75 ... 1.0 mm <sup>2</sup>

## Certificates/approvals:

General Product Approval	Declaration of Conformity	Test Certificates
 CCC	 EG-Konf.	<a href="#">Special Test Certificate</a>
<a href="#">TSE</a>		

## Shipping Approval



## Shipping Approval other

[Confirmation](#)[other](#)[Environmental Confirmations](#)

## Further information:

### Information- and Downloadcenter (Catalogs, Brochures,...)

<http://www.siemens.com/lowvoltage/catalogs>

### Industry Mall (Online ordering system)

<https://eb.automation.siemens.com/mall/en/WW/Catalog/Product/3VL2716-1DC36-0AB1>

### Service&Support (Manuals, Certificates, Characteristics, FAQs,...)

<http://support.automation.siemens.com/WW/view/en/3VL2716-1DC36-0AB1/all>

### Image database (product images, 2D dimension drawings, 3D models, device circuit diagrams, ...)

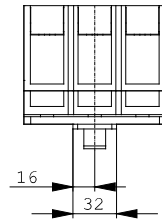
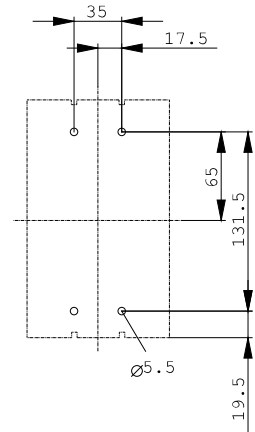
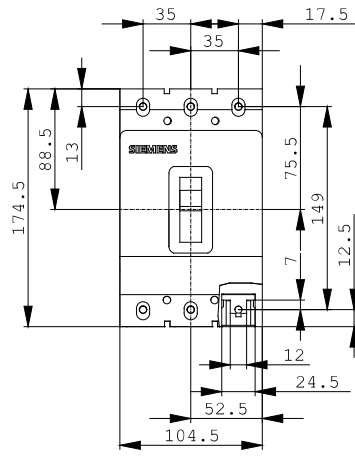
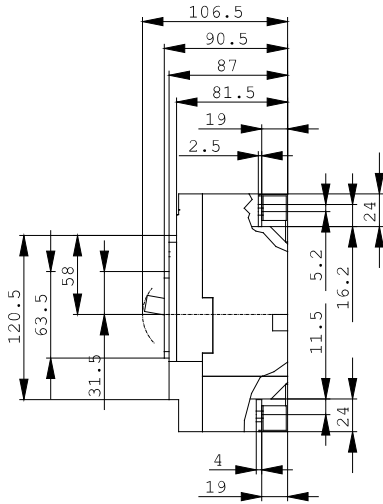
[http://www.automation.siemens.com/bilddb/cax\\_en.aspx?mlfb=3VL2716-1DC36-0AB1](http://www.automation.siemens.com/bilddb/cax_en.aspx?mlfb=3VL2716-1DC36-0AB1)

### CAX-Online-Generator

<http://www.siemens.com/cax>

Tender specifications

[Datanorm GAEB81](#) [GAEB83](#) [RTF](#) [TXT](#)



last change:

Jun 16, 2014