

FIXED-MOUNTED CIRCUIT BREAKER 3-POLE, SIZE I, IEC IN=1000A TO 690V, AC50/60HZ ICU=85KA AT 500V REAR CONNECTION HORIZONTAL

Model		
product brandname		SENTRON
Product designation		ACB
Design of the operating mechanism		Pushbutton
Type of the driving mechanism		Manual operating mechanism with mechanical closing
Type of the driving mechanism / motor drive		No
Design of the overcurrent release		ETU15B

General technical data		
Number of poles		3
Size of the circuit-breaker		1
Electrical endurance (switching cycles) / typical		15 000
Usage category		B
circuit-breaker / Design		3WL1110
Mechanical service life (switching cycles) / typical		15 000

Voltage		
Rated insulation voltage U_i	V	1 000
Insulation voltage / rated value	V	1 000

Protection class		
Protection class IP		IP20
Protective function of the overcurrent release		LI

Dissipation		
Power loss [W]		
<ul style="list-style-type: none"> for rated value of the current / at AC / in hot operating state / per pole 	W	33.3
<ul style="list-style-type: none"> maximum 	W	100

Electricity		
Continuous current / rated value	A	1 000
Adjustable pick-up value current		
<ul style="list-style-type: none"> of instantaneous short-circuit trip unit / initial value 	A	2 000
<ul style="list-style-type: none"> of instantaneous short-circuit trip unit / Full-scale value 	A	8 000
Short-time current resistance (Icw)		

- limited to 0.5 s / rated value
- limited to 1 s / rated value
- limited to 2 s / rated value
- limited to 3 s / rated value

kA	75
kA	66
kA	46
kA	37

Main circuit

Operating frequency		
• 1 / rated value	Hz	50
• 2 / rated value	Hz	60
Operating voltage		
• at AC / at 50/60 Hz / rated value	V	690
Operating current		
• at 40 °C / rated value	A	1 000
• at 50 °C / rated value	A	1 000
• at 55 °C / rated value	A	1 000
• at 60 °C / rated value	A	1 000
• at 65 °C / rated value	A	1 000
• at 70 °C / rated value	A	1 000

Auxiliary circuit

Number of NC contacts / for auxiliary contacts		2
Number of NO contacts / for auxiliary contacts		2

Suitability

Suitability for use		system protection
----------------------------	--	-------------------

Product details

Product component		
• Trip indicator		Yes
• Voltage trigger		Yes
• undervoltage release		No
Product extension / optional / motor drive		Yes

Product function

Product function		
• Ground fault protection		No

Display and operation

Display version		without display
------------------------	--	-----------------

Short circuit

Operational short-circuit current breaking capacity (Ics)		
• at 415 V / rated value	kA	85
• at 500 V / rated value	kA	85
• at 690 V / rated value	kA	66

Maximum short-circuit current breaking capacity (Icu)		
• at 415 V / rated value	kA	85
• at 500 V / rated value	kA	85
• at 690 V / rated value	kA	66
• at 1000/1150 V / rated value	kA	50
Short-circuit current making capacity (Icm)		
• at 415 V / rated value	kA	187
• at 500 V / rated value	kA	187
• at 690 V / rated value	kA	145
• at 1000/1150 V / rated value	kA	105

Connections

Arrangement of electrical connectors / for main current circuit		Main terminal on the rear horizontal
Type of electrical connection / for main current circuit		busbar connection

Mechanical Design

Height	mm	439.5
Width	mm	320
Depth	mm	337
Mounting type		fixed mounting






Environmental conditions



Ambient temperature		
• during operation / minimum	°C	-20
• during operation / maximum	°C	70
• during storage / minimum	°C	-40
• during storage / maximum	°C	70

Certificates

Equipment marking		
• acc. to DIN EN 61346-2		Q
• acc. to DIN EN 81346-2		Q

General Product Approval				Declaration of Conformity	Test Certificates
 CB	 CCC	 VDE		 EG-Konf.	spezielle Prüfbescheinigungen

Test Certificates	Shipping Approval				
sonstig	 ABS	 BUREAU VERITAS	 DNV	 GL	 LRS

Shipping Approval	other	
 PRS	 RMRS	Umweltbestätigung sonstig

Further information

Industry Mall (Online ordering system)

<https://eb.automation.siemens.com/mall/en/WW/Catalog/Product/3WL1110-4BB32-1GG2-Z N61+S24>

Service&Support (Manuals, Certificates, Characteristics, FAQs,...)

<http://support.automation.siemens.com/WW/view/en/3WL1110-4BB32-1GG2-Z N61+S24/all>

Image database (product images, 2D dimension drawings, 3D models, device circuit diagrams, ...)

http://www.automation.siemens.com/bilddb/cax_en.aspx?mfb=3WL1110-4BB32-1GG2-Z N61+S24

CAX-Online-Generator

<http://www.siemens.com/cax>

Tender specifications

<http://ausschreibungstexte.siemens.com/tiplv>

last modified:

10/19/2016