

TRANSFORMER SITAS;
 PHASES:1;
 PN/PN(S6)(KVA):0,25 /0,85;
 UPRI(V):600-575-550-525-500- 480-460-440-415-400-240-230;
 USEC(V):2X115;
 ISEC(A):1,09-2,18;
 F(HZ):50...60;
 VECTOR GR./SHIELD WNG.:li0 /0;
 TA/ISOKL:40 /B;
 IP00;
 TYPE OF TERMINALS:SCREW/TAB CONNECTION;
 INSTALLATION:SCREWS/MOUNTING RAILS;
 EN 61558-2-1, -2-2,
 -2-4 >UL/CSA-RECOGNIZED< >CONTROL CIRCUIT
 TRANSFORMER< >ISOLATION TRANSFORMER<

General technical details:

Product designation		transformer SITAS
product brand name		SIDAC
Operating apparent output / rated value	V·A	250
Efficiency		0.89
Manner of switching for transformers		li0
Verification of suitability		CE / cRUus
Product function		
<ul style="list-style-type: none"> • temperature surveillance 		No
<ul style="list-style-type: none"> • isolation control 		No
<ul style="list-style-type: none"> • short circuit and overload protection 		No
Number of the protective coils		0
Short-term vector power	V·A	850
Relative short-circuit voltage	%	5.4

Inputs:




Phase number / of the inputs		1
Input voltage		
<ul style="list-style-type: none"> • _1 / rated value 	V	600
<ul style="list-style-type: none"> • _2 / rated value 	V	575
<ul style="list-style-type: none"> • _3 / rated value 	V	550
<ul style="list-style-type: none"> • _4 / rated value 	V	525
<ul style="list-style-type: none"> • _5 / rated value 	V	500

• _6 / rated value	V	480
• _7 / rated value	V	460
• _8 / rated value	V	440
• _9 / rated value	V	415
• _10 / rated value	V	400
• _11 / rated value	V	240
• _12 / rated value	V	230
Electrical input frequency		
• minimum	Hz	50
• maximum	Hz	60

Outputs:		
Phase number / of the outputs		1
Output voltage		
• _1 / rated value	V	230
• _2 / rated value	V	115
Electrical output frequency		
• maximum	Hz	60
• minimum	Hz	50

Ambient conditions:		
Thermal class / according to IEC 60085		B
Ambient temperature / rated value	°C	40
Protection class IP		IP00

Mechanical design:		
Design of the electrical connection		
• secondary side / for main current circuit		screw-type terminals / tab terminals
• at the input / for main current circuit		screw-type terminals / tab terminals
Type of mounting		screws / standard rail
Construction form of the iron core		EI 96/58
Width	m	0.098
Height	m	0.106
Depth	m	0.118

Certificates/approvals:		
General Product Approval	Shipping Approval	other
	 GOST	 PRS
		other

Further information:

Information- and Downloadcenter (Catalogs, Brochures,...)

<http://www.siemens.com/industrial-controls/catalogs>

Industry Mall (Online ordering system)

<http://www.siemens.com/industrial-controls/mall>

CAX-Online-Generator

<http://www.siemens.com/cax>

Service&Support (Manuals, Certificates, Characteristics, FAQs,...)

<http://support.automation.siemens.com/WW/view/en/4AM4042-8ED40-0FA0/all>

Image database (product images, 2D dimension drawings, 3D models, device circuit diagrams, ...)

http://www.automation.siemens.com/bilddb/cax_en.aspx?mlfb=4AM4042-8ED40-0FA0

last change:

Dec 5, 2011