



RES.CURR. OP.CIRC. BR. SIQUENCE TYPE B SENS. TO.  
UNIV. CURRENT 25A 3+N-POL IFN 30MA 400V 4MW  
SHORT-TIME DELAYED




Similar to image

**Technical data:**

|  |     |                              |
|--|-----|------------------------------|
| <b>mounting position</b>                                       |     | any                          |
| <b>Height</b>  | mm  | 90                           |
| <b>Width</b>   | mm  | 72                           |
| <b>Depth</b>   | mm  | 77                           |
| <b>Design of the product</b>                                   |     | Short-time delayed           |
| <b>Supply voltage / for AC / rated value</b>                   | V   | 400                          |
| <b>Resistance against the impulse current / rated value</b>    | kA  | 3                            |
| <b>Ambient temperature</b>                                     | °C  | -25 ... +45                  |
| <b>Ambient temperature / during storage</b>                    |     |                              |
| • minimum permissible  | °C  | -40                          |
| • maximum permissible  | °C  | 75                           |
| <b>Mechanical operating cycles as operating time / typical</b> |     | 10,000                       |
| <b>Overvoltage class</b>                                       |     | III                          |
| <b>Supply voltage / for testing equipment / minimum</b>        | V   | 150                          |
| <b>Protection against electrical shock</b>                     |     | Finger and back-of-hand safe |
| <b>Position / of power supply cord</b>                         |     | top or bottom                |
| <b>Tightening torque</b>                                       |     |                              |
| • with screw-type terminals                                    | N·m | 2.5 ... 3                    |

|  |                 |            |
|--|-----------------|------------|
| <b>Section de conducteur raccordable</b>   |                 |            |
| • solid  | mm <sup>2</sup> | 1.5 ... 25 |
| • multibrin  | mm <sup>2</sup> | 1.5 ... 25 |
| <b>Product feature</b>   |                 |            |
| • [not supplied - silicon-free]  |                 | Yes        |
| • halogen-free   |                 | Yes        |
| <b>Number of test cycles / for environmental testing / in accordance with IEC 60068-2-30</b> |                 | 28         |
| <b>Item designation</b>  |                 |            |
| • according to DIN EN 61346-2  |                 | F          |
| • according to DIN 40719 extendable after IEC 204-2 / according to IEC 750                   |                 | F          |

#### Certificates/approvals:

| General Product Approval  | Declaration of Conformity  | other   |
|---|--|---|
| <br>GOST | <br>VDE | <br>EG-Konf. |
|   |  | <a href="#">Environmental Confirmations</a>   |

#### Further information:

##### Information- and Downloadcenter (Catalogs, Brochures,...)

<http://www.siemens.com/lowvoltage/catalogs>

##### Industry Mall (Online ordering system)

<http://www.siemens.com/lowvoltage/mall>

##### Service&Support (Manuals, Certificates, Characteristics, FAQs,...)

<http://support.automation.siemens.com/WW/view/en/5SM3342-4/all>

##### Image database (product images, 2D dimension drawings, 3D models, device circuit diagrams, ...)

[http://www.automation.siemens.com/bilddb/cax\\_en.aspx?mlfb=5SM3342-4](http://www.automation.siemens.com/bilddb/cax_en.aspx?mlfb=5SM3342-4)

##### CAX-Online-Generator

<http://www.siemens.com/cax>

##### Tender specifications

[Datanorm GAEB81](#) [GAEB83](#) [RTF](#) [TXT](#)



last change:

Oct 2, 2012