



RES.CURRENT OP.CIRCUIT BREAKER TYPE A PSE/SSF
25A 3+N-POL IFN 300MA 400V 4MW

Similar to image

Technical data:

Type, explanations		RCCBs, type A, instantaneous
Type of mounting		DIN-Rail
Mounting depth	mm	70
Design of the fault-current type		A
Number of poles		4
Resistance against short-circuit current	kA	10
Number of pitch units for width		4
Size of installation devices / acc. to DIN 43880		1
Release fault-current / rated value	mA	300
Switching function / short-term delayed		No
Product feature / selective type		No
Supply voltage frequency / rated value	Hz	60
Resistance against the impulse current / rated value	kA	1
Breaking capacity current / rated value	kA	0.8
Breaking capacity current / acc. to EN 60898 / rated value	kA	0.8
Supply voltage / for AC / rated value	V	400
Current / for AC / rated value	A	25
circuit-breaker / Design		5SM3

I ² t-value / permissible	A ² ·s	70,000
Let-through current / permissible	kA	7,500
rated current I _n / IEC, DIN/VDE / at 50 Cel	A	24
rated current I _n / IEC, DIN/VDE / at 70 Cel	A	20
rated current I _n / IEC, DIN/VDE / at 65 Cel	A	21
rated current I _n / IEC, DIN/VDE / at 45 Cel	A	25
Break time / max. / permissible	s	0.1
rated current I _n / IEC, DIN/VDE / at 40 Cel	A	25
rated current I _n / IEC, DIN/VDE / at 55 Cel	A	23
rated current I _n / IEC, DIN/VDE / at 60 Cel	A	22
Product extension / can be installed / supplementary device		Yes
Ambient conditions / degree of protection acc. to EN 60529		IP20, with connected conductors
power loss	W	7.6
Short-circuit back-up fuse / maximum	A	100
CFC and silicone free		Yes
Terminal tightening torques		2,5 till 3,0 Nm
Terminal conductor cross-sections, solid and stranded		1,5 till 25 mm ²
Climatic resistance acc. to IEC 60068-2-30		28 cycles (55 °C; 95 % rel. humidity)

Further information:

Information- and Downloadcenter (Catalogs, Brochures,...)

<http://www.siemens.com/lowvoltage/catalogs>

Global Industry Mall (Online ordering system)

<http://www.siemens.com/lowvoltage/mall>

Service&Support (Manuals, Certificates, Characteristics, FAQs,...)

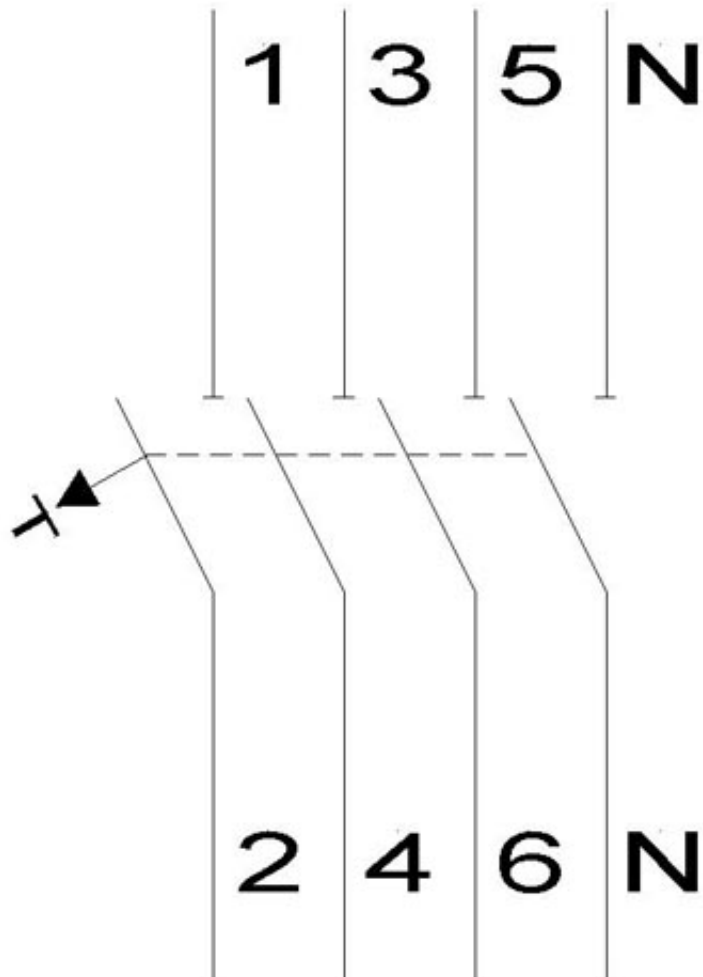
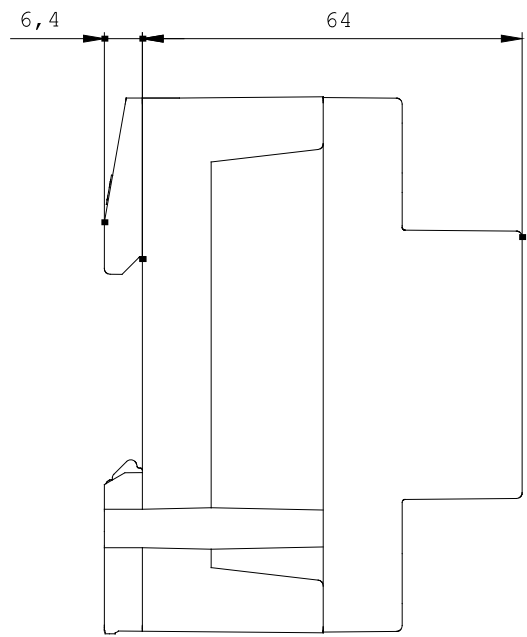
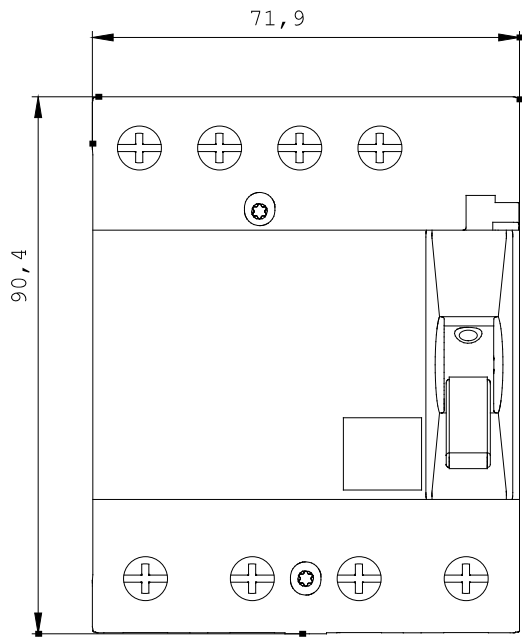
<http://support.automation.siemens.com/WW/view/en/5SM3642-6/all>

Image database (product images, 2D dimension drawings, 3D models, device circuit diagrams, ...)

http://www.automation.siemens.com/bilddb/cax_en.aspx?mlfb=5SM3642-6

Tender specifications

[Datanorm](#) [GAEB81](#) [GAEB83](#) [RTF](#) [TXT](#)



last change:

May 20, 2011