



RES.CURRENT OP.CIRCUIT BREAKER TYPE A PSE/SSF  
63A 3+N-POL IFN 500MA 400V 4MW

Similar to image

**Technical data:**

<b>Design type</b>		instantaneous
<b>Type, explanations</b>		RCCBs, type A, instantaneous
<b>Type, explanations / additionally</b>		3P+N; 230 till 400 V AC; 50 till 60 Hz
<b>Design, description / additional supplementary</b>		N connection, right
<b>Type of mounting</b>		DIN-Rail
<b>Mounting depth</b>	mm	70
<b>Design of the fault-current type</b>		A
<b>Number of poles</b>		4
<b>Resistance against short-circuit current</b>	kA	10
<b>Number of pitch units for width</b>		4
<b>Size of installation devices / acc. to DIN 43880</b>		1
<b>Release fault-current / rated value</b>	mA	500
<b>Switching function / short-term delayed</b>		No
<b>Product feature / selective type</b>		No
<b>Supply voltage frequency / rated value</b>	Hz	60
<b>Resistance against the impulse current / rated value</b>	kA	1
<b>Breaking capacity current / rated value</b>	kA	0.8
<b>Supply voltage / for AC / rated value</b>	V	400

Current / for AC / rated value	A	63
Product extension / can be installed / supplementary device		Yes
Service position (permissible)		any
power loss	W	0.9
Short-circuit back-up fuse / maximum	A	100
connection / power connection		Top or bottom
CFC and silicone free		Yes
Minimum operating voltage for operating the test equipment AC	V	100
Device service life test cycle acc. to IEC/EN 61009 / operating cycles		>10000
Terminal tightening torques		2,5 till 3,0 Nm
Terminal conductor cross-sections, solid and stranded		1,5 till 25 mm <sup>2</sup>
Climatic resistance acc. to IEC 60068-2-30		28 cycles (55 °C; 95 % rel. humidity)
Degree of protection acc. to DIN EN 50274 (VDE 0660-514)		Finger and back-of-hand safe

#### Further information:

##### Information- and Downloadcenter (Catalogs, Brochures,...)

<http://www.siemens.com/lowvoltage/catalogs>

##### Global Industry Mall (Online ordering system)

<http://www.siemens.com/lowvoltage/mall>

##### Service&Support (Manuals, Certificates, Characteristics, FAQs,...)

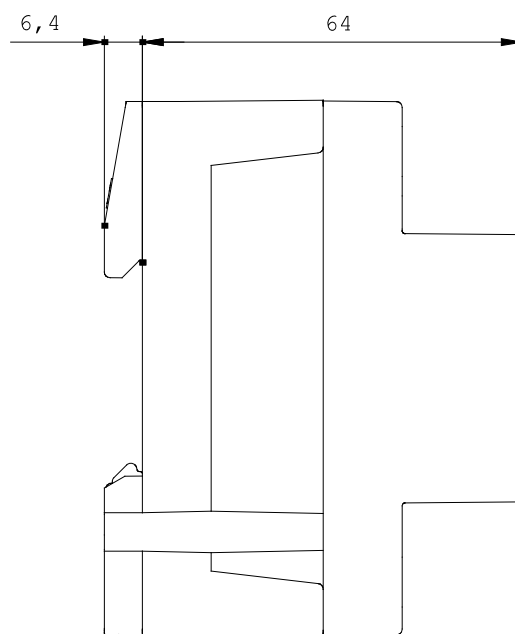
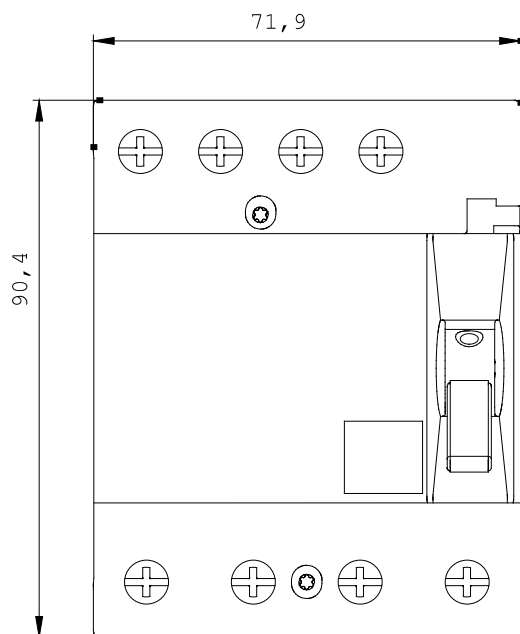
<http://support.automation.siemens.com/WW/view/en/5SM3746-6/all>

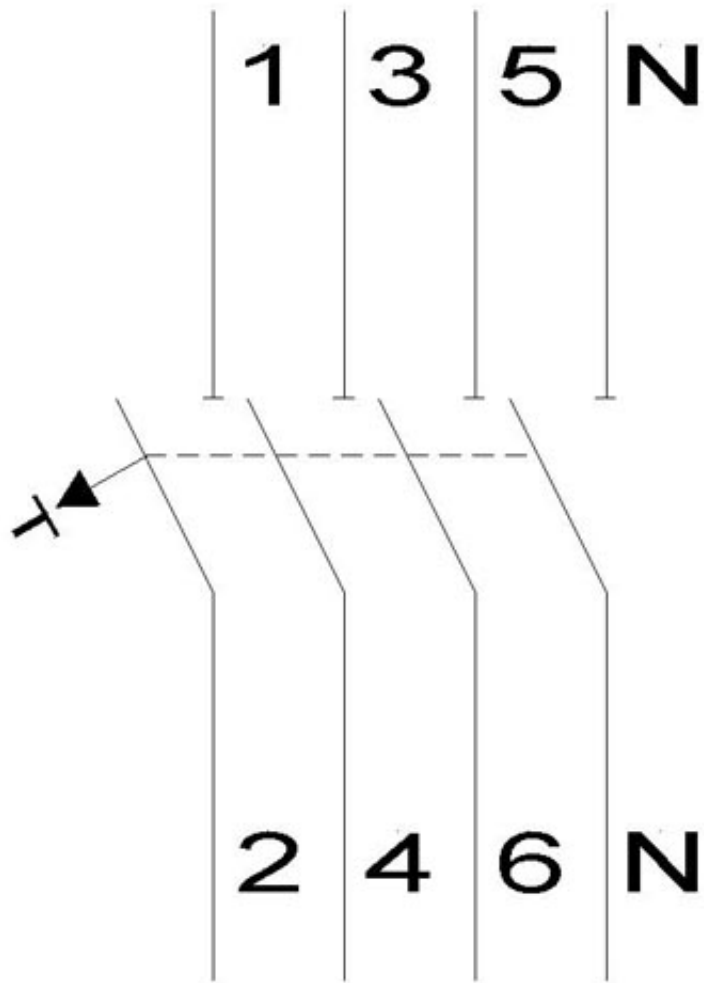
##### Image database (product images, 2D dimension drawings, 3D models, device circuit diagrams, ...)

[http://www.automation.siemens.com/bilddb/cax\\_en.aspx?mlfb=5SM3746-6](http://www.automation.siemens.com/bilddb/cax_en.aspx?mlfb=5SM3746-6)

##### Tender specifications

[Datanorm GAEB81](#) [GAEB83](#) [RTF](#) [TXT](#)





last change:

Dec 2, 2010