

THROUGH-TYPE TERMINAL THERMOPL. SCREW
 TERMINAL ON BOTH ENDS SINGLE TERM., 6MM, SZ
 2.5



Figure similar




Model		
Design of terminal / Terminal levels internally linked		No
General technical data		
Terminal contact spacing	mm	6
Protection class		
Combustibility class acc. to UL 94		V2
Main circuit		
Operating voltage / rated value	V	800
Operating current / rated value	A	24
Appearance		
Color		beige
Product details		
Product component / required / connection plate		No
Number		
Number of terminal levels		1
Number of terminal points / per terminal level		2



Connections		
Connectable conductor cross-section / stranded		
• minimum	mm ²	2.5
• maximum	mm ²	2.5
Connectable conductor cross-section		
• solid		
— minimum	mm ²	2.5
— maximum	mm ²	2.5
• finely stranded		
— with core end processing / minimum	mm ²	2.5
— with core end processing / maximum	mm ²	2.5
— without core end processing / minimum	mm ²	2.5
— without core end processing / maximum	mm ²	2.5
Type of electrical connection		
• 1		screw-type terminal
• 2		screw-type terminal
Position / of the terminal		lateral

Mechanical Design		
Height / with lowest-profile installation	mm	26
Length	mm	41
Mounting type		DIN rail 35 mm
Net weight	g	7.7
Material / of the insulating body		Thermoplast

Environmental conditions		
Ambient temperature		
• during operation / minimum	°C	-25
• during operation / maximum	°C	55

Certificates		
Design tested acc. to type of protection / EEx e		No

General Product Approval		Declaration of Conformity	Test Certificates	Shipping Approval
 CSA	 UL		 EG-Konf.	sonstig 

Shipping Approval	other
 DNV	 GL Umweltbestätigung

Further information

Information- and Downloadcenter (Catalogs, Brochures,...)

<http://www.siemens.com/lowvoltage/catalogs>

Industry Mall (Online ordering system)

<https://eb.automation.siemens.com/mall/en/WW/Catalog/Product/8WA10111DF11>

Service&Support (Manuals, Certificates, Characteristics, FAQs,...)

<http://support.automation.siemens.com/WW/view/en/8WA10111DF11/all>

Image database (product images, 2D dimension drawings, 3D models, device circuit diagrams, ...)

http://www.automation.siemens.com/bilddb/cax_en.aspx?mlfb=8WA10111DF11

CAX-Online-Generator

<http://www.siemens.com/cax>

Tender specifications

<http://ausschreibungstexte.siemens.com/tiplv>

last modified:

11.03.2016