



CIRCUIT-BREAKER SZ S00,  
FOR MOTOR PROTECTION, CLASS 10,  
A-RELEASE 2.8...4A, N-RELEASE 52A,  
SCREW CONNECTION, STANDARD SW. CAPACITY

### General technical data:

<b>product brand name</b>		SIRIUS
<b>product designation</b>		3RV2 circuit breaker
<b>Size of the circuit-breaker</b>		S00
<b>Trip class</b>		CLASS 10
<b>Protection class IP / on the front</b>		IP20
<b>Degree of pollution</b>		3
<b>Installation altitude / at a height over sea level / maximum</b>	m	2,000
<b>Ambient temperature</b>		
• during storage	°C	-50 ... 80
• during the operating phase	°C	-20 ... 60
• during transport	°C	-50 ... 80
<b>Resistance against shock</b>		25g / 11 ms
<b>Impulse voltage resistance / rated value</b>	kV	6
<b>Insulation voltage / rated value</b>	V	690
<b>Active power loss / total / typical</b>	W	6.3
<b>Item designation</b>		
• according to DIN 40719 extendable after IEC 204-2 / according to IEC 750		F
• according to DIN EN 61346-2		F

<b>Mechanical operating cycles as operating time</b>		
• of the main contacts / typical		100,000
• of the auxiliary contacts / typical		100,000
<b>Type of the driving mechanism / motor drive</b>		No
<b>Design of the operating mechanism</b>		selector switch
<b>Product function</b>		
• overload protection		Yes
• phase disturbance recognition		Yes
<b>Product component</b>		
• auxiliary switch		No
• undervoltage release mechanism		No
• trip indicator		No
<b>Product extension / optional / motor drive</b>		No

#### Main circuit:

<b>Number of poles / for main current circuit</b>		3
<b>Operating voltage / at AC-3 / rated value / maximum</b>	V	690
<b>Operating current / at AC-3 / at 400 V / rated value</b>	A	3.6
<b>Service power / at AC-3</b>		
• at 400 V / rated value	W	1,500
• at 500 V / rated value	W	2,200
• at 690 V / rated value	W	3,000
<b>Frequency of operation / at AC-3 / according to IEC 60947-6-2 / maximum</b>	1/h	15
<b>Arrangement of electrical connectors / for main current circuit</b>		Top and bottom
<b>Adjustable response current</b>		
• of the non-delayed short-circuit release	A	52 ... 52
• of the current-dependent overload release	A	2.8 ... 4
<b>Service power / at AC-3 / at 230 V / rated value</b>	W	750
<b>Continuous current / rated value</b>	A	4

#### Auxiliary circuit:

<b>Product extension / auxiliary switch</b>		Yes
<b>Number of NC contacts / for auxiliary contacts / instantaneous switching</b>		0
<b>Number of NO contacts / for auxiliary contacts / instantaneous switching</b>		0
<b>Number of change-over switches / for auxiliary contacts</b>		0

#### Inputs/ Outputs:

<b>Number of digital inputs</b>		0
---------------------------------	--	---

**Short-circuit:****Breaking capacity limit short-circuit current (I<sub>cu</sub>)**

- at 400 V / rated value
- at 500 V / rated value
- at 690 V / rated value

A	100,000
A	100,000
A	6,000

**Design of the overcurrent release and short-circuit release**

thermomagnetic

**Installation/mounting/dimensions:****Built in orientation**

any

**Type of mounting**

screw and snap-on mounting onto 35 mm standard mounting rail according to DIN EN 60715

**Width**

mm 45

**Height**

mm 97

**Depth**

mm 91

**Distance, to be maintained, to the ranks assembly**

- forwards
- backwards
- upwards
- downwards
- sideways

mm	0
mm	0
mm	50
mm	50
mm	0

**Distance, to be maintained, to earthed part**

- forwards
- backwards
- upwards
- sideways
- downwards

mm	0
mm	0
mm	50
mm	30
mm	50

**Distance, to be maintained, conductive elements**

- forwards
- backwards
- upwards
- downwards
- sideways

mm	0
mm	0
mm	50
mm	50
mm	30

**Connections:****Product function**

- removable terminal for main circuit
- removable terminal for auxiliary and control circuit

No  
No**Design of the electrical connection**

- for main current circuit

screw-type terminals

**Type of the connectable conductor cross-section**

- for main contacts

- solid
- stranded
- finely stranded
  - with conductor end processing
- for AWG conductors / for main contacts

2x (0.75 ... 2.5 mm<sup>2</sup>), 2x (1 ... 4 mm<sup>2</sup>)  
 2x (0.75 ... 2.5 mm<sup>2</sup>), 2x 4 mm<sup>2</sup>  
 2x (0.5 ... 1.5 mm<sup>2</sup>), 2x (0.75 ... 2.5 mm<sup>2</sup>)  
 2x (18 ... 14), 2x 12

### Certificates/approvals:

#### Verification of suitability

- für Staubexplosionsschutz für Zone 21/22
- for gas explosion protection for zone 1/2

CE / UL / CSA  
 no  
 no

#### General Product Approval

#### Test Certificates

[CQC](#)



[ROSTEST](#)



[Manufacturer](#)

[other](#)

#### Shipping Approval

other

[ABS](#)

[PRS](#)



[Manufacturer](#)

[other](#)

### UL/CSA ratings

#### yielded mechanical performance (hp)

- for single-phase squirrel cage motors
  - at 110/120 V / rated value
  - at 230 V / rated value
- for three-phase squirrel cage motors
  - at 200/208 V / rated value
  - at 220/230 V / rated value
  - at 460/480 V / rated value
  - at 575/600 V / rated value

hp	0.125
hp	0.333
hp	0.75
hp	0.75
hp	2
hp	3

#### Operating current (FLA) / for three-phase squirrel cage motors

- at 480 V / rated value
- at 600 V / rated value

A	3.4
A	3.9

### Safety:

#### B10 value / with high demand rate

- according to SN 31920

50,000

#### T1 value / for proof test interval or service life

- according to IEC 61508

a 10

#### Failure rate (FIT value) / with low demand rate

- according to SN 31920

FIT 50

#### Proportion of dangerous failures

- with low demand rate / according to SN 31920

% 40

• with high demand rate / according to SN 31920

% 40

Protection against electrical shock

finger-safe

**Further information:**

**Information- and Downloadcenter (Catalogs, Brochures,...)**

<http://www.siemens.com/industrial-controls/catalogs>

**Industry Mall (Online ordering system)**

<http://www.siemens.com/industrial-controls/mall>

**CAX-Online-Generator**

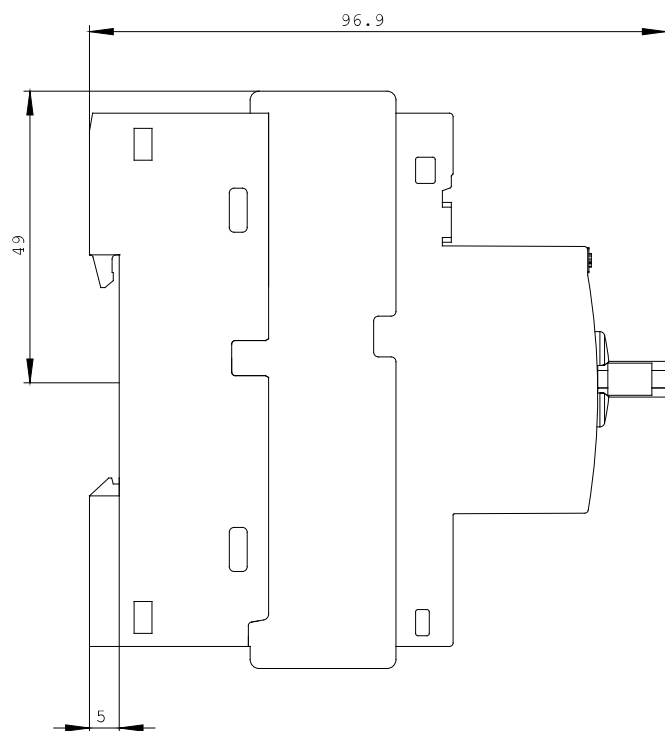
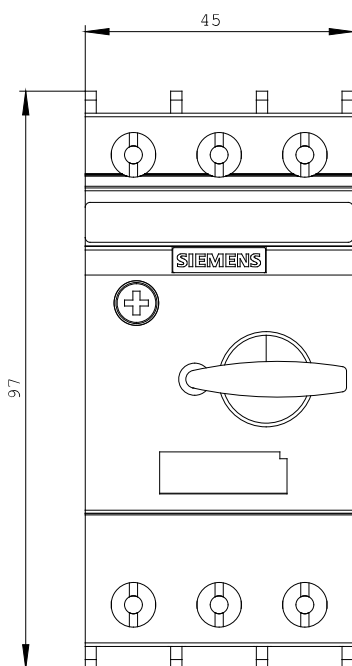
<http://www.siemens.com/cax>

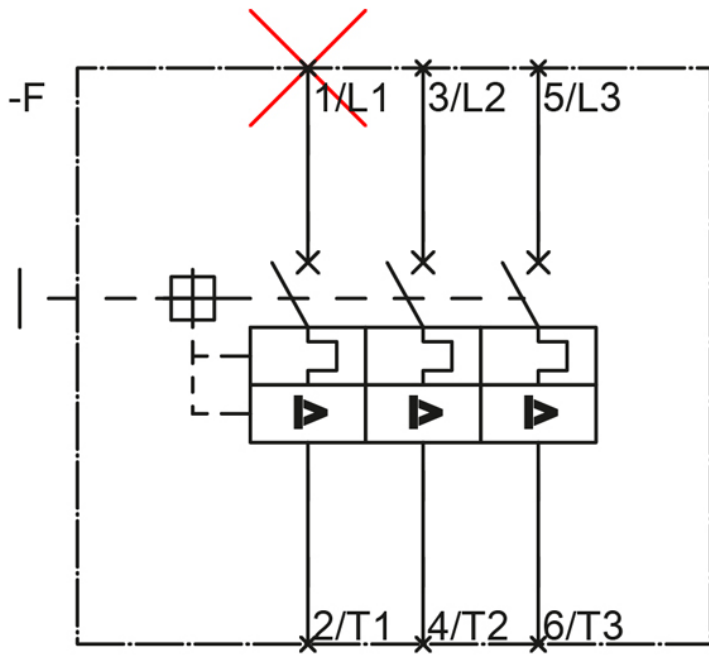
**Service&Support (Manuals, Certificates, Characteristics, FAQs,...)**

<http://support.automation.siemens.com/WW/view/en/3RV2011-1EA10/all>

**Image database (product images, 2D dimension drawings, 3D models, device circuit diagrams, ...)**

[http://www.automation.siemens.com/bilddb/cax\\_en.aspx?mlfb=3RV2011-1EA10](http://www.automation.siemens.com/bilddb/cax_en.aspx?mlfb=3RV2011-1EA10)





last change:

May 18, 2011