


withdrawable circuit breaker with guide frame 3-pole, size I, IEC
 In=1250A to 690V, AC50/60Hz Icu=85kA at 500V w. connection
 flange Overcurrent release ETU 45 LSIN protection adjustable 0.4-1
 in with cubicle bus Opt.: Comm. /measuring func./ground fault/ ZSS
 Motorized/manual operating mechanism with spring charging motor
 AC 50/60 Hz 208-240 V or 220-250 V DC Activation AC 50/60 Hz
 230 V, 220 V DC With 1st auxiliary release Shunt release "F", F1
 50/60 Hz 230 V AC/220 V DC, 100% on-load factor without 2nd
 auxiliary release 2NO+2NC F02= COM15 PROFIBUS module with
 breaker status sensor R21= Shutter 2-part can be locked with
 padlock T40= Door sealing frame



Model	
Product brand name	SENTRON
Product designation	ACB
Design of the auxiliary switch	2 NO + 2 NC
Design of the product	IEC 60947-2
Design of the operating mechanism	Pushbutton

Type of the driving mechanism	Manual/motorized operating mechanism with mechanical and electrical closing
Type of the driving mechanism / motor drive	Yes
Design of the overcurrent release	ETU45B

General technical data

Number of poles	3
Size of the circuit-breaker	1
Usage category	B
circuit-breaker / Design	3WL1

Voltage

Rated insulation voltage U_i	1 000 V
--------------------------------	---------

Protection class

Protection class IP	IP20
Protective function of the overcurrent release	LSIN

Dissipation

Power loss [W] / for rated value of the current / at AC / in hot operating state / per pole	68.3 W
---	--------

Electricity

Operating current / at 45 °C / rated value	1 250 A
Continuous current / rated value	1 250 A
Adjustable pick-up value current	
• of the current-dependent overload release / Full-scale value	1 250 A
• of instantaneous short-circuit trip unit / initial value	1 875 A
• of instantaneous short-circuit trip unit / Full-scale value	15 000 A

Main circuit

Operating frequency	
• 1 / rated value	50 Hz
• 2 / rated value	60 Hz
Operating voltage	
• at AC / at 50/60 Hz / rated value	690 V
Operating current	
• at 40 °C / rated value	1 250 A
• at 50 °C / rated value	1 250 A
• at 55 °C / rated value	1 250 A
• at 60 °C / rated value	1 250 A
• at 65 °C / rated value	1 250 A
• at 70 °C / rated value	1 210 A

Auxiliary circuit	
Number of NC contacts / for auxiliary contacts	2
Number of NO contacts / for auxiliary contacts	2

Suitability	
Suitability for use	Plant / motor protection

Adjustable parameters	
Adjustable pick-up value current	
<ul style="list-style-type: none"> • of the L-trip / with I4t characteristic / initial value • of the L-trip / with I4t characteristic / Full-scale value 	500 A 1 250 A
Adjustable pick-up value current / of the current-dependent overload release / initial value	500 A

Product details	
Product component	
<ul style="list-style-type: none"> • Trip indicator • Voltage trigger • undervoltage release 	Yes Yes No
Product extension / optional / motor drive	No

Product function	
Product function	
<ul style="list-style-type: none"> • Ground fault protection • Phase failure detection 	No Yes

Display and operation	
Display version	without display

Short circuit	
Operational short-circuit current breaking capacity (Ics)	
<ul style="list-style-type: none"> • at 415 V / rated value • at 500 V / rated value • at 690 V / rated value 	85 kA 85 kA 66 kA
Maximum short-circuit current breaking capacity (Icu)	
<ul style="list-style-type: none"> • at 415 V / rated value • at 500 V / rated value • at 690 V / rated value 	85 kA 85 kA 66 kA

Connections	
Arrangement of electrical connectors / for main current circuit	Rear connection flange
Type of electrical connection / for main current circuit	busbar connection

Mechanical Design	
Height	460 mm





Width	320 mm
Depth	429.5 mm
Mounting type	drawer unit





Environmental conditions

Ambient temperature	-20 ... +70 °C
	-40 ... +70 °C

Certificates

Reference code	
• acc. to DIN EN 61346-2	Q
• acc. to DIN EN 81346-2	Q

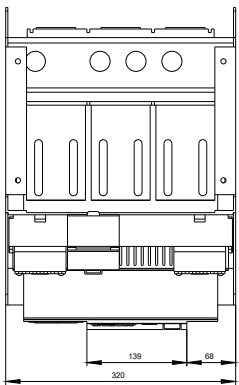
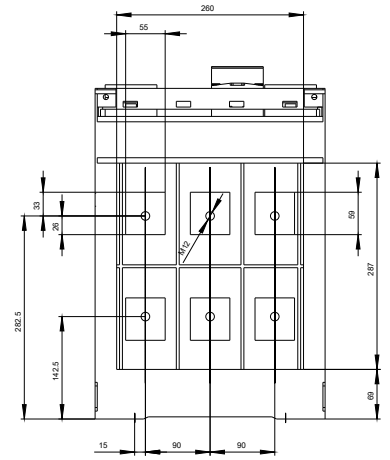
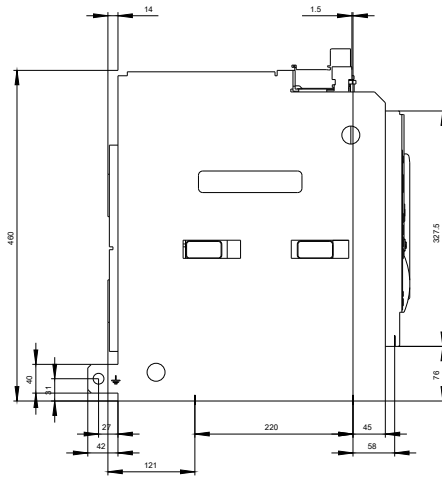
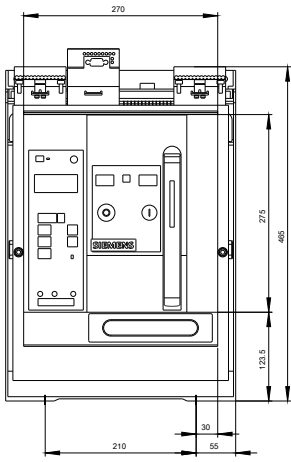
General Product Approval	Declaration of Conformity	Test Certificates	Shipping Approval
 CCC	 VDE	 EG-Konf.	Special Test Certificate Miscellaneous  ABS

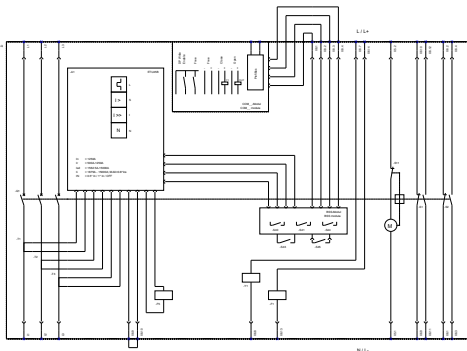
Shipping Approval	other
 BUREAU VERITAS	 LRS
 PRS	 RMRS
CCS / China Classification Society	Environmental Confirmations

other
Manufacturer Declaration
Confirmation
Miscellaneous

Further information

- Industry Mall (Online ordering system)**
<https://mall.industry.siemens.com/mall/en/en/Catalog/product?mlfb=3WL1112-4EB38-4GA2-Z F02+R21+T40>
- Service&Support (Manuals, Certificates, Characteristics, FAQs,...)**
<https://support.industry.siemens.com/cs/ww/en/ps/3WL1112-4EB38-4GA2-Z F02+R21+T40>
- Image database (product images, 2D dimension drawings, 3D models, device circuit diagrams, ...)**
http://www.automation.siemens.com/bilddb/cax_en.aspx?mlfb=3WL1112-4EB38-4GA2-Z F02+R21+T40
- CAX-Online-Generator**
<http://www.siemens.com/cax>
- Tender specifications**
<http://www.siemens.com/specifications>





last modified:

09/19/2019