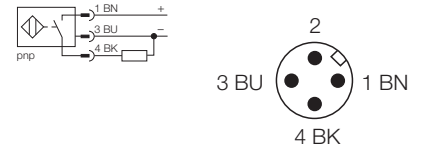


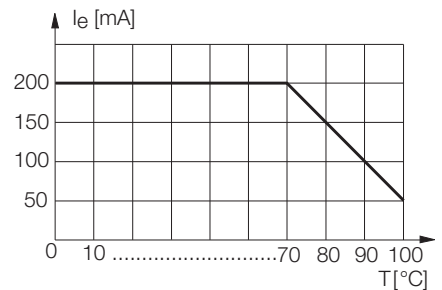
- threaded barrel, M12 x 1
- stainless steel, 1.4404
- Front cap made of liquid crystal polymer Vectra C130
- Factor 1 for all metals
- Magnetic field immune
- For temperatures of -40°C up to +100°C
- High degree of protection IP69K for extreme environmental conditions
- Special double-lip seal
- Protection against all common acid and alkaline cleaning agents
- Laser engraved label, permanently legible
- DC 3-wire, 10...30 VDC
- NO contact, PNP output
- Male connector, M12 x 1

Wiring diagram



Functional principle

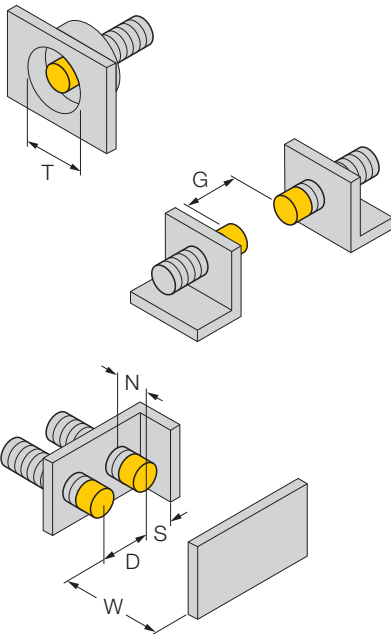
The inductive sensors for the food industry are absolutely watertight and resistant to cleaning agents and disinfectants. The requirements of the protection classes IP68 and IP69K are well exceeded by our uprox[®]+ sensors. The sensors are well protected by an LCP front cap and a stainless steel housing.



Type	NI10U-EM12WD-AP6X-H1141
Ident-No.	1634814
Rated operating distance Sn	10 mm
Mounting condition	non-flush
Assured sensing range	≤ (0,81 x Sn) mm
Repeatability	≤ 2 %
Temperature drift	≤ ± 10 %
Hysteresis	≤ ± 20 %, ≤ -25 °C, ≥ +70 °C
Ambient temperature	3... 15 %
Operating voltage	-40...+ 100 °C
Residual ripple	10... 30 VDC
DC rated operational current	≤ 10 % U _{SS}
No-load current I ₀	≤ 200 mA
Residual current	≤ 15 mA
Rated insulation voltage	≤ 0.1 mA
Short-circuit protection	≤ 0.5 kV
Voltage drop at I _e	yes / cyclic
Wire breakage / Reverse polarity protection	≤ 1.8 V
Output function	yes / complete
Protection class	3-wire, NO contact, PNP
Switching frequency	☐
	≤ 1kHz
Housing	threaded barrel, M12 x 1
Dimensions	52 mm
Housing material	Metal, V4A (1.4404)
Material active face	Plastic, LCP-GF30
Connector housing	plastic, PP
Admissible pressure on front cap	≤ 20 bar
Tightening torque of housing nut	10 Nm
Electrical connection	Connectors, M12 x 1, M12 push-pull compatible
Vibration resistance	55 Hz (1 mm)
Shock resistance	30g (11 ms)
Protection class	IP68 / IP69K
Switching state	LED yellow

Mounting instructions	minimum distances
Distance D	48 mm
Distance W	30 mm
Distance T	48 mm
Distance S	18 mm
Distance G	60 mm
Distance N	16 mm

Diameter of the active area B	Ø 12 mm
--------------------------------------	---------



All non-flush mountable uprox[®]+ threaded barrel sensors can be screwed to the upper edge of the barrel. Thus safe operation is guaranteed with a reduced switching distance of max. 20 %.

When installed in an aperture plate a distance of X = 50 mm must be observed.

Accessories

Type code	Ident-No.	Short text	Dimension drawing
MW-12	6945003	Mounting bracket; material: Stainless steel A2 1.4301 (AISI 304)	
BSS-12	6901321	Fixing clamp; material: Polypropylene	