

# VEGAMET 624

## Signal conditioning and display instrument for level sensors



### Application area

The VEGAMET 624 signal conditioning instrument powers the connected 4 ... 20 mA/HART sensor, processes and displays the measured values. The VEGAMET 624 is ideal for simple control tasks in level, gauge and process pressure measurement. For inventory management in remote storage silos, interfaces for remote data transmission are integrated. Comprehensive adjustment functions allow individual adaptations to the respective application.

### Your benefit

- Equal use of all pumps through integrated pump management
- Simple integration into the Intranet/Extranet via integrated web server
- Simple data recording and history retrieval via integrated measured value memory

### Function

The VEGAMET 624 signal conditioning instrument powers any individual 4 ... 20 mA/HART sensor and processes its measured value. Through an adjustment on VEGAMET, this measured value can be individually scaled/linearised and transferred to connected devices via the current outputs. Three operating relays are available as limit alarms.

Optional interfaces offer the possibility of remote enquiry of measured values. With the built-in webserver, the measured values can be made available in a network.

### Technical data

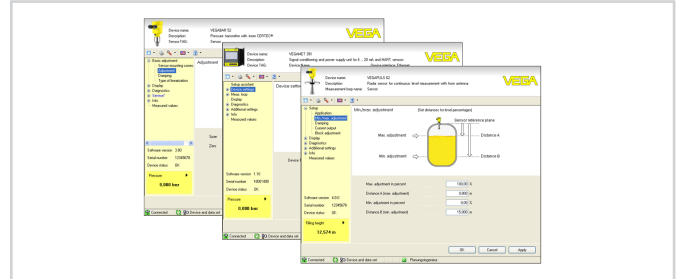
Series	Module unit with plug-in socket for mounting on carrier rail (35 x 7.5 according to DIN EN 50022/60715)
Connection terminals	
– Type of terminal	Screw terminal
– Max. wire cross-section	1.5 mm <sup>2</sup> (AWG 16)
Operating voltage	20 ... 253 V AC, 50/60 Hz, 20 ... 253 V DC
Max. power consumption	12 VA; 7.5 W
<b>Sensor input</b>	
Number of sensors	1 x 4 ... 20 mA (HART)
Type of input (selectable)	
– Active input	Sensor supply through VEGAMET 624
– Passive input	Sensor has an own power supply
Measured value transmission (switchable)	
– HART protocol	digital for VEGA HART sensors
– 4 ... 20 mA	analogue for 4 ... 20 mA sensors
Deviation	
– Accuracy	±20 µA (0.1 % of 20 mA)
<b>Relay outputs</b>	
Quantity	3 x operating relay, 1 x fail safe relay
Switching voltage	min. 10 mV DC, max. 250 V AC/DC
Switching current	min. 10 µA DC, max. 3 A AC, 1 A DC
Breaking capacity	min. 50 mW, max. 750 VA, max. 40 W DC
<b>Current outputs</b>	
Quantity	3 x outputs
Range	0/4 ... 20 mA, 20 ... 0/4 mA
Max. load	500 Ω
<b>Ethernet interface (optional)</b>	
Quantity	1 x, cannot be combined with RS232
Data transmission	10/100 MBit
<b>RS232 interface (optional)</b>	
Quantity	1 x, cannot be combined with Ethernet
Measured value indication	
– graphic-capable LC display (50 x 25 mm), with lighting	digital and quasianalogue indication
– Max. indicating range	-99999 ... 99999
LED displays	
– Status, operating voltage	1 x LED green
– Status, fault signal	1 x LED red
– Status operating relay 1/2/3	3 x LED yellow
– Status interface	1 x LED green
Ambient temperature	-20 ... +60 °C (-4 ... +140 °F)
Protection rating	
– Instrument	IP 30
– Terminal socket	IP 20

## Approvals

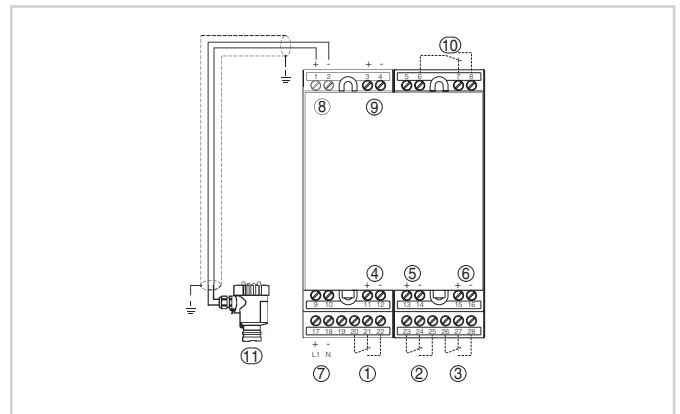
You can find detailed information on the existing approvals in the "configurator" on our homepage at [www.vega.com/configurator](http://www.vega.com/configurator).

## Operation

The adjustment of VEGAMET 624 is menu-driven via four keys in the front and a clear, graphic-capable LC display with background lighting. As an alternative, parameter adjustment of the instrument is also possible via the adjustment software PACTware and the respective DTM.



## Electrical connection

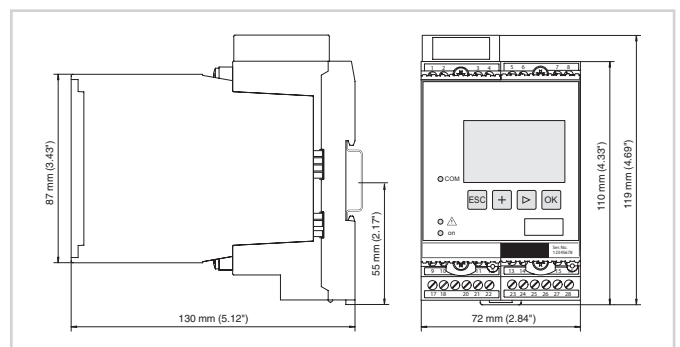


Connection VEGAMET 624 with two-wire sensor

- 1 Internal operating relay 1
- 2 Internal operating relay 2
- 3 Internal operating relay 3
- 4 Internal current output 1
- 5 Internal current output 2
- 6 Internal current output 3
- 7 Voltage supply of VEGAMET 624
- 8 Measurement data input with sensor supply (active input)
- 9 Measurement data input (passive input), not with Ex-ia version
- 10 Internal fail safe relay
- 11 4 ... 20 mA/HART sensor (two-wire version)

You can find details on electrical connection in the instrument operating instructions on our homepage at [www.vega.com/downloads](http://www.vega.com/downloads).

## Dimensions



#### Information

You can find further information on the VEGA product line on our homepage [www.vega.com](http://www.vega.com).  
In the download section under [www.vega.com/downloads](http://www.vega.com/downloads) you'll find free operating instructions, product information, brochures, approval documents, instrument drawings and much, much more.

#### Contact

You can find the VEGA agency serving your area on our homepage [www.vega.com](http://www.vega.com).