


**W-Series
WDU 6 BL**

Weidmüller Interface GmbH & Co. KG
Klingenbergstraße 16
D-32758 Detmold
Germany
Fon: +49 5231 14-0
Fax: +49 5231 14-292083
www.weidmueller.com

**Klippon® Connect with clamping yoke Technology**

The high reliability and variety of designs of the terminal blocks with clamping yoke connections make planning easier and optimises operational safety. Klippon® Connect provides a proven response to a range of different requirements.

General ordering data

Type	WDU 6 BL
Order No.	1020280000
Version	Feed-through terminal, Screw connection, 6 mm ² , 800 V, 41 A, Blue
GTIN (EAN)	4008190100032
Qty.	100 pc(s).

W-Series
WDU 6 BL

Weidmüller Interface GmbH & Co. KG
 Klingenbergstraße 16
 D-32758 Detmold
 Germany
 Fon: +49 5231 14-0
 Fax: +49 5231 14-292083
 www.weidmueller.com

Technical data
Dimensions and weights

Width	7.9 mm	Width (inches)	0.311 inch
Height	60 mm	Height (inches)	2.362 inch
Depth	46.5 mm	Depth (inches)	1.831 inch
Depth including DIN rail	47 mm	Weight	14.8 g
Net weight	12.83 g		

Temperatures

Continuous operating temp., min.	-60 °C	Continuous operating temp., max.	130 °C
----------------------------------	--------	----------------------------------	--------

Material data

Material	Wemid	Colour	Blue
UL 94 flammability rating	V-0		

Rating data IECEx/ATEX

Certificate No. (ATEX)	DEMKO14ATEX1338U	Certificate No. (IECEX)	IECEXULD14.0005U
Max. voltage (ATEX)	690 V	Current (ATEX)	41 A
Wire cross section max. (ATEX)	6 mm ²	Max. voltage (IECEX)	550 V
Current (IECEX)	41 A	Wire cross section max. (IECEX)	6 mm ²
Operating temperature range	For operating temperature range see EC Design Test Certificate / IEC Ex-Certificate of Conformity	Marking EN 60079-7	Ex eb II C Gb
Ex 2014/34/EU label	II 2 G D		

System specifications

Version	Screw connection, for screwable cross-connection, One end without connector	Tightening torque (clamping screw for aluminium conductors)	0.8 Nm
Tightening torque (clamping screw for copper conductors)	0.8... 1.6 Nm	End cover plate required	Yes
Number of potentials	1	Number of levels	1
No. of clamping points per level	2	Number of potentials per tier	1
Levels cross-connected internally	No	PE connection	No
Mounting rail	TS 35	N-function	Yes
PE function	No	PEN function	No

2 clampable conductors (H05V/H07V) with equal cross-section (rated connection)

Wire connection cross section, finely stranded, two clampable wires, min.	0.5 mm ²	Wire cross-section, finely stranded, two clampable wires, max.	2.5 mm ²
Wire connection cross section, finely stranded with wire-end ferrules DIN 46228/1, 2 clampable wires, min.	0.5 mm ²	Wire connection cross section, finely stranded with wire-end ferrules DIN 46228/1, 2 clampable wires, max.	2.5 mm ²

Additional technical data

Explosion-tested version	Yes	Number of similar terminals	1
Open sides	right	Type of mounting	Snap-on

W-Series
WDU 6 BL

Weidmüller Interface GmbH & Co. KG
 Klingenbergstraße 16
 D-32758 Detmold
 Germany
 Fon: +49 5231 14-0
 Fax: +49 5231 14-292083
 www.weidmueller.com

Technical data**CSA rating data**

Certificate No. (CSA)	200039-1057876	Current size C (CSA)	50 A
Voltage size C (CSA)	600 V	Wire cross section max. (CSA)	8 AWG
Wire cross section min. (CSA)	22 AWG		

Conductors for clamping (rated connection)

Blade size	0.8 x 4.0 mm	Clamping range, max.	10 mm ²
Clamping range, min.	0.22 mm ²	Clamping screw	M 3.5
Connection cross-section, stranded, max.	10 mm ²	Connection cross-section, stranded, min.	1.5 mm ²
Connection direction	on side	Gauge to IEC 60947-1	A5
Number of connections	2	Stripping length	12 mm
Tightening torque, max.	1.6 Nm	Tightening torque, min.	0.8 Nm
Torque level with DMS electric screwdriver	3	Twin wire-end ferrules, max.	4 mm ²
Twin wire-end ferrules, min.	0.5 mm ²	Type of connection	Screw connection
Wire connection cross section AWG, max.	AWG 8	Wire connection cross section AWG, min.	AWG 26
Wire connection cross section, finely stranded, max.	10 mm ²	Wire connection cross-section, finely stranded with wire-end ferrules DIN 46228/1, max.	6 mm ²
Wire connection cross-section, finely stranded with wire-end ferrules DIN 46228/1, min.	0.5 mm ²	Wire connection cross-section, finely stranded with wire-end ferrules DIN 46228/4, max.	6 mm ²
Wire connection cross-section, finely stranded with wire-end ferrules DIN 46228/4, min.	0.5 mm ²	Wire connection cross-section, finely stranded, min.	0.5 mm ²
Wire connection cross-section, solid core, max.	10 mm ²	Wire connection cross-section, solid core, min.	0.5 mm ²

Rating data

Rated cross-section	6 mm ²	Rated voltage	800 V
Rated current	41 A	Current at maximum wires	57 A
Standards	IEC 60947-7-1	Volume resistance according to IEC 60947-7-x	0.78 mΩ
Rated impulse withstand voltage	8 kV	Pollution severity	3

UL rating data

Certificate No. (UR)	E60693	Conductor size Factory wiring max. (UR)	8 AWG
Conductor size Factory wiring min. (UR)	22 AWG	Conductor size Field wiring max. (UR)	8 AWG
Conductor size Field wiring min. (UR)	22 AWG	Current size C (UR)	50 A
Voltage size C (UR)	600 V		

Classifications

ETIM 3.0	EC000897	ETIM 4.0	EC000897
ETIM 5.0	EC000897	ETIM 6.0	EC000897
UNSPSC	30-21-18-11	eClass 5.1	27-14-11-20
eClass 6.2	27-14-11-20	eClass 7.1	27-14-11-20
eClass 8.1	27-14-11-20	eClass 9.0	27-14-11-20
eClass 9.1	27-14-11-20		

Data sheet

**W-Series
WDU 6 BL**

Weidmüller Interface GmbH & Co. KG
 Klingenbergstraße 16
 D-32758 Detmold
 Germany
 Fon: +49 5231 14-0
 Fax: +49 5231 14-292083
 www.weidmueller.com

Technical data

Product information

Descriptive text ordering data	1000 VDC rated voltage tested. For colour versions, see section on W-series Accessories - specific functions.
Descriptive text technical data	Note max. current of terminal (57 A) when using WQV! Wire connection H07V..10 and AWG 8 with tightening torque of 1.4-1.6 Nm.
Instructions for accessories	Cross-connections, socket and test plug, see section "W series accessories". Only 400 V with the use of shield bus LS 2.8 1056400000.

Approvals

Approvals



ROHS Conform

Downloads

Approval/Certificate/Document of Conformity	CFAT_WDU 6.pdf IECEXULD14.0005U_e.pdf CB Testreport CB Certificate DE_PT1001_20160414_221_ISSUE01.pdf ACF-ATEX_4786180920
Brochure/Catalogue	CAT 1 TERM 16/17 EN
Engineering Data	EPLAN, WSCAD, Zuken E3.S
Engineering Data	STEP
User Documentation	NTI_IECEX_WDU-WPE 6.pdf

Safety note

Safety notice [Safety Information](#)

Data sheet

W-Series
WDU 6 BL

Weidmüller Interface GmbH & Co. KG
Klingenbergstraße 16
D-32758 Detmold
Germany
Fon: +49 5231 14-0
Fax: +49 5231 14-292083
www.weidmueller.com

Drawings



**W-Series
WDU 6 BL**

Weidmüller Interface GmbH & Co. KG
 Klingenbergstraße 16
 D-32758 Detmold
 Germany
 Fon: +49 5231 14-0
 Fax: +49 5231 14-292083
 www.weidmueller.com

Accessories

Test adapter



Klippon® Connect with clamping yoke Technology

The high reliability and variety of designs of the terminal blocks with clamping yoke connections make planning easier and optimises operational safety. Klippon® Connect provides a proven response to a range of different requirements.

General ordering data

Type	Order No.	Version	GTIN (EAN)	Qty.
WTA 3 WDU4	1632350000	W-Series, Test adapter	4008190209711	25 pc(s).

Blank



The Dekafix (DEK) marker is the universal marker for all conductor and plug-in connectors as well as for electronic sub-assemblies. The system is ideal for short number sequences and covers a wide range of ready-printed markers.

Strips for fast installation in only one work step. The printing is easy to read, rich in contrast and available in various widths.

- Large range of ready-to-use markers
- Strips for fast installation
- Terminal markers, suitable for all Weidmüller cable connectors
- Available as blank MultiCard or with standard printing

For custom printing: Please send us a file of our labeling software M-Print PRO or M-Print PRO Online (without installation) for your labeling specifications.

General ordering data

Type	Order No.	Version	GTIN (EAN)	Qty.
DEK 5/8 MC	1856740000	Dekafix, Terminal marker,	4032248400850	800 pc(s).
NE WS		5 x 8 mm, Pitch in mm (P): 8.00 Weidmueller, White		

W-Series WDU 6 BL

Weidmüller Interface GmbH & Co. KG
 Klingenbergstraße 16
 D-32758 Detmold
 Germany
 Fon: +49 5231 14-0
 Fax: +49 5231 14-292083
 www.weidmueller.com

Accessories

ZGB pivotable group tag holder



The ZGB 15 is a hinged group tag carrier. The tag carrier can hold the dekafix 5, WS 12/5 terminal markers or the inlay tag ESO 15.

The ZGB 30 is a hinged group tag carrier. The tag carrier can hold the dekafix 5, WS 12/5 terminal markers or the inlay tag ESO 7.

Inlay tags and protective strips can be found under "Accessories".

General ordering data

Type	Order No.	Version	GTIN (EAN)	Qty.
ZGB 30	1611930000	Terminal markers, Terminal marker, 32 x 7 mm, Pitch in mm (P): 5.00 White	4008190002251	20 pc(s).
ZGB 15	1636530000	Terminal markers, Terminal marker, 15 x 7 mm, Pitch in mm (P): 5.00 White	4008190297053	20 pc(s).

Blank



The WAD connector marker is suitable for W-series terminals and for the WEW 35/2 and ZEW 35/2 end brackets. The markers are available as blank markers, with custom printing or standard print with lightning symbol. The WAD MultiCard markers are suitable for labelling with PrintJet ADVANCED printers.

- High-quality and resistant printing with PrintJet
- WAD marker and cover for the W-series terminals and the WEW 35/2 or ZEW 35/2 end brackets
- Available as blank markers, with custom printing or standard print with lightning symbol
- Quick and easy installation

For custom printing: Please send us a file of our labeling software M-Print PRO or M-Print PRO Online (without installation) for your labeling specifications.

General ordering data

Type	Order No.	Version	GTIN (EAN)	Qty.
WAD 8 MC NE GE	1112950000	Group marker, Cover, 8 mm, Pitch in mm (P): 8.00 Yellow	4032248891696	48 pc(s).
WAD 8 MC NE WS	1112940000	Group marker, Cover, 8 mm, Pitch in mm (P): 8.00 White	4032248891825	48 pc(s).

W-Series WDU 6 BL

Weidmüller Interface GmbH & Co. KG
 Klingenbergstraße 16
 D-32758 Detmold
 Germany
 Fon: +49 5231 14-0
 Fax: +49 5231 14-292083
 www.weidmueller.com

Accessories

End plates



Klippon® Connect with clamping yoke Technology

The high reliability and variety of designs of the terminal blocks with clamping yoke connections make planning easier and optimises operational safety. Klippon® Connect provides a proven response to a range of different requirements.

General ordering data

Type	Order No.	Version	GTIN (EAN)	Qty.
WAP 2.5-10	1050000000	W-Series, End plate	4008190103149	50 pc(s).
WAP 16+35	1050180000	W-Series, End plate,	4008190013899	20 pc(s).
WTW 2.5-10		Seperation plate		
BL				
WAP 16+35	1050100000	W-Series, End plate,	4008190079901	20 pc(s).
WTW 2.5-10		Seperation plate		
WAP 2.5-10	1050080000	W-Series, End plate	4008190136611	50 pc(s).
BL				

WQV 6



Klippon® Connect with clamping yoke Technology

The high reliability and variety of designs of the terminal blocks with clamping yoke connections make planning easier and optimises operational safety. Klippon® Connect provides a proven response to a range of different requirements.

General ordering data


Type	Order No.	Version	GTIN (EAN)	Qty.
WQV 6/3	1054760000	W-Series, Cross-connector, For the terminals, No. of poles: 3	4008190174163	50 pc(s).
WQV 6/2	1052360000	W-Series, Cross-connector, For the terminals, No. of poles: 2	4008190075866	50 pc(s).
WQV 6/4	1054860000	W-Series, Cross-connector, For the terminals, No. of poles: 4	4008190180799	50 pc(s).
WQV 6/10	1052260000	W-Series, Cross-connector, For the terminals, No. of poles: 10	4008190153977	20 pc(s).

W-Series WDU 6 BL

Weidmüller Interface GmbH & Co. KG
 Klingenbergstraße 16
 D-32758 Detmold
 Germany
 Fon: +49 5231 14-0
 Fax: +49 5231 14-292083
 www.weidmueller.com

Accessories

Blank



WS markers are the perfect match for the W-series connectors. Thanks to their system compatibility, the WS tags can also be used with the I-series and the Z-series. The large marking surfaces do not only permit long character strings but also multi-line text. WS markers are ideal for labels with long, customised character strings. Thanks to the proven MultiCard format, printing with laser printer, PrintJet ADVANCED, plotter or MC-Mobilo is possible.

- Can be fitted in strips or individually
- Markers in proven MultiCard format

For custom printing: Please send us a file of our labeling software M-Print PRO or M-Print PRO Online (without installation) for your labeling specifications.

General ordering data

Type	Order No.	Version	GTIN (EAN)	Qty.
WS 12/8 PLUS MC NE WS	1906000000	WS, Terminal marker, 12 x 8 mm, Pitch in mm (P): 8.00 Weidmueller, White	4032248528158 420	pc(s).

Test sockets



Current and voltage transformer wiring

Our test disconnect terminal blocks featuring spring and screw connection technology allow you to create all the important converter circuits for measuring current, voltage and power in a safe and sophisticated way.

General ordering data

Type	Order No.	Version	GTIN (EAN)	Qty.
STB 21.6/IH/ DB WTL6/3	1071000000	Accessories, Socket	4008190259204 50	pc(s).
STB 21.6/IH/ RT WTL6/3	1778990000	Accessories, Socket	4032248169665 50	pc(s).
STB 21.6/IH/ BL WTL6/3	1071080000	Accessories, Socket	4008190043957 50	pc(s).
STB 21.6/IH/ GE WTL6/3	1071010000	Accessories, Socket	4008190259211 50	pc(s).
STB 21.6/IH/ WS WTL6/3	1312520000	Accessories, Socket	4050118121704 50	pc(s).
STB 21.6/IH/ GN WTL6/3	1071020000	Accessories, Socket	4008190259228 50	pc(s).
STB 21.6/IH/ VI WTL6/3	1071030000	Accessories, Socket	4008190259235 50	pc(s).

Data sheet

**W-Series
WDU 6 BL**

Weidmüller Interface GmbH & Co. KG
 Klingenbergstraße 16
 D-32758 Detmold
 Germany
 Fon: +49 5231 14-0
 Fax: +49 5231 14-292083
 www.weidmueller.com

Accessories

STB 21.6/IH/ [1071040000](#)
 SW WTL6/3

Accessories, Socket 4008190859985 50 pc(s).

End brackets



Klippon® Connect with clamping yoke Technology
 The high reliability and variety of designs of the terminal blocks with clamping yoke connections make planning easier and optimises operational safety. Klippon® Connect provides a proven response to a range of different requirements.

General ordering data

Type	Order No.	Version	GTIN (EAN)	Qty.
WEW 35/2	1061200000	W-Series, End bracket	4008190030230	100 pc(s).

Shielding bus



Klippon® Connect with clamping yoke Technology
 The high reliability and variety of designs of the terminal blocks with clamping yoke connections make planning easier and optimises operational safety. Klippon® Connect provides a proven response to a range of different requirements.

General ordering data

Type	Order No.	Version	GTIN (EAN)	Qty.
LS 2.8	1056400000	W-Series, Shield bus	4008190036454	100 pc(s).

WDU2.5-10

WGB group tag holder



WGB 5 group tag carriers for single dekafox and WS tags. WGB also covers cross-connection channels.

General ordering data

Delivery status	Available until	Type	Order No.	Version	GTIN (EAN)	Qty.
Discontinued	2016-12-31T00:00:00+01:00	WGB 8	1050960000	Terminal markers,	4008190076986	50
		ABDG.M.GRUPPENBEZ		Terminal marker,		pc(s).

Creation date September 19, 2018 2:56:15 PM CEST

**W-Series
WDU 6 BL**

Weidmüller Interface GmbH & Co. KG
 Klingenbergstraße 16
 D-32758 Detmold
 Germany
 Fon: +49 5231 14-0
 Fax: +49 5231 14-292083
 www.weidmueller.com

Accessories

16 x 7.7 mm,
 Pitch in mm (P):
 8.00 Beige

This article will no longer be available in the future.	2015-12-31T00:00:00+01:00 WGB 5 ABDG.M.GRUPPENBEZ	1050760000	Terminal markers, 4008190072865 Terminal marker, 33.5 x 5 mm, Pitch in mm (P): 5.00 Beige	50 pc(s).
---	---	----------------------------	---	--------------

Partition plates



Klippon® Connect with clamping yoke Technology
 The high reliability and variety of designs of the terminal blocks with clamping yoke connections make planning easier and optimises operational safety. Klippon® Connect provides a proven response to a range of different requirements.

General ordering data

Type	Order No.	Version	GTIN (EAN)	Qty.
WTW EN	1058800000	W-Series, Separation plate	4008190140175	20 pc(s).

Non-insulated sockets



Klippon® Connect with clamping yoke Technology
 The high reliability and variety of designs of the terminal blocks with clamping yoke connections make planning easier and optimises operational safety. Klippon® Connect provides a proven response to a range of different requirements.

General ordering data


Type	Order No.	Version	GTIN (EAN)	Qty.
STB 8.5/5/2.3/ M3 SAK2.5	0280600000	Accessories, Socket	4008190023188	50 pc(s).

**W-Series
WDU 6 BL**

Weidmüller Interface GmbH & Co. KG
 Klingenbergstraße 16
 D-32758 Detmold
 Germany
 Fon: +49 5231 14-0
 Fax: +49 5231 14-292083
 www.weidmueller.com

Accessories

SchT group marker carrier



The SchT 5 S group tag carriers are clipped directly onto the TS 32 mounting rail (G-rail) or the TS 35 mounting rail (top-hat rail). It is therefore possible to label the terminal strip irrespective of the terminal and the type of terminal. SchT 5 and SchT 5 S are fitted with ESO 5, STR 5 protective strips.
 The SchT 7 is a hinged group tag carrier for inlay tags which enables easy access to the clamping screw. The SchT 7 is fitted with ESO 7, STR 7 protective strips or DEK 5.
 SchT 9/4 and SchT 14/6 are hinged group tag carriers for single dekafix and WS tags that enable easy access to the clamping screw.
 SchT 9/4 and SchT 14/6 are fitted with WS or DEK. Inlay tags and protective strips can be found under "Accessories".

General ordering data

Delivery status	Available until	Type	Order No.	Version	GTIN (EAN)	Qty.
This article will no longer be available in the future.	2017-06-30T00:00:00+02:00	SCHT 14/6	1269060000	SCHT, Terminal marker, 44.3 x 6 mm, Pitch in mm (P): 6.00 Beige	4008190051396	20 pc(s).
SCHT 7	0517960000	SCHT, Terminal marker, 39.3 x 8 mm, Pitch in mm (P): 7.00 White	4008190001742	20 pc(s).		
Discontinued	2015-07-31T00:00:00+02:00	SCHT 9/4	1278460000	SCHT, Terminal marker, 32 x 4 mm, Pitch in mm (P): 5.00 Beige	4008190086930	20 pc(s).