

FLATMAN-RM Monitor 19.0"

Monitor 19.0" Display with PCAP Touch or Protection glass only for 19" rack mounting

Technical Information

Display size	19.0"
Display manufacturer	AUO
Display type	G190ETN01.2
Resolution	1280x1024
Format	5:4
Contrast ratio	1000:1
Brightness	350cd
Angle View	H170° / V160°
Colors	16.7 million
LED Lifetime (> 50%, 25°C)	> 50.000h
Dimensions (WxHxD - mm)	482.5 x 365 x 67.9(without Frontplane)
Weight	~ 9,4kg
Touch Options	Protection glass / PCAP

Mounting Option	19" rack mounting
Color	RAL 7021 (full metal housing only)
Video In	1x DVI, 1x Display Port
I/O Option	USB2.0 (Type B) - client
Power Supply	16-30VDC Input via Phoenix Connector PSC 1,5/3-F
Cooling	Fanless passive cooling
Operating Temperature	0°C - 50°C ambient
Operating Altitude	Up to 3000m (9900 ft)
Storage Altitude	Up to 5000m (16500 ft)
Humidity	10%-90% @ 39°C, non condensing
Certification	CE, cULus
Protection class	Front: IP65, Housing IP20
EMC	EN55022 class B

Order Information

EN00-ccyyy-xx	General Model# (*)
EN00-00S001-01	Flatman Monitor 19.0" PCAP Einbau

(*) ask for details at our sales department vertrieb@snt-embedded.de



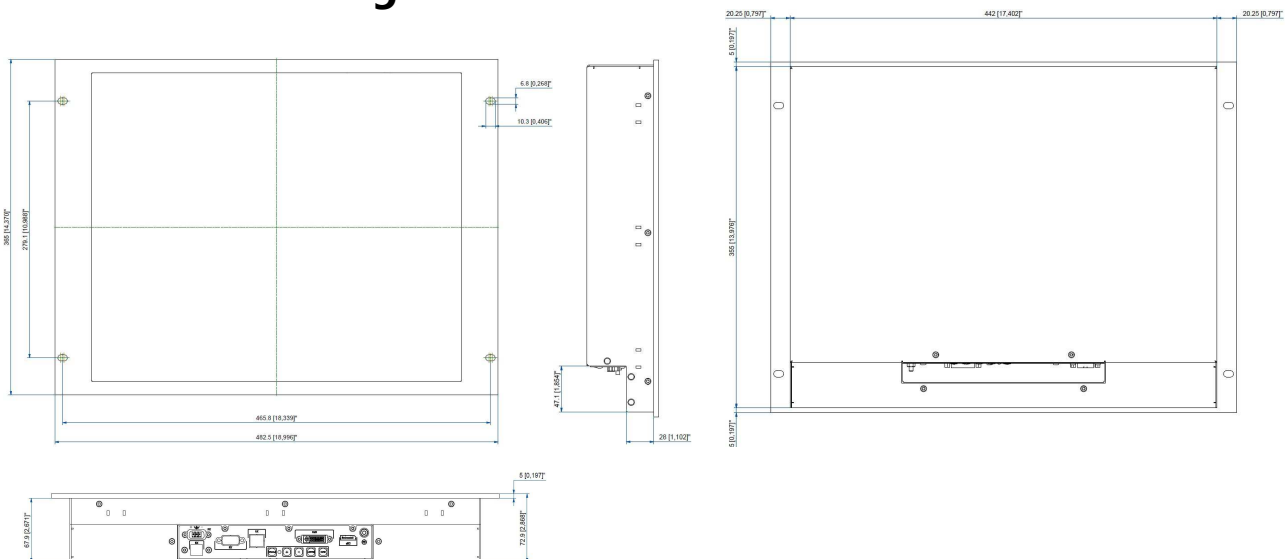
FLATMAN-RM Monitor 19.0"

Monitor 19.0" Display with PCAP Touch or Protection glass only for 19" rack mounting

Additional Equipment (optional)

Part#	Description
PR22-100004-01	Adapter Kabel HDMI - Displayport, 20cm, 4K aktiv, Delock: 62607
PR22-100005-01	Adapter HDMI - Displayport 1.2, 4K aktiv, Delock: 65573
PR22-100006-01	Adapter DVI-D - Displayport 1.1, Delock: 65257
PR22-100007-01	Adapter VGA - Displayport 1.1, Delock: 65567
PR22-100008-01	Adapter DVI-I – HDMI, Delock: 65467
840-0758	DP Kabel 1,8m
840-0759	DP Kabel 3m
840-0760	DP Kabel 5m
840-0598	Adapter VGA / DVI
840-0039	VGA/SVGA cable 1,8m/2,0m
840-0134	DVI-cable 2m
ER40-100001-01	Set Power supply 24VDC /w Phoenix Connector
EE04-100001-01	Phoenix Power Subcon w/ housing

Dimension Drawing



FLATMAN-RM Monitor 19.0"


Monitor 19.0" Display with PCAP Touch or Protection glass only for 19" rack mounting

Connectors

Monitor



PWR: Input Power Connector



Pin	Signal
1	GND
2	Shield
3	VCC (24VDC only!)

Mating connector
Phoenix Contact PSC 1,5/ 3-F Order# 1841909



OSD Keypad



With the self explaining OSD (On Screen Display) you can modify the settings and control the special features of the CRTtoLCD-Controller. The OSD uses a number of menus for making changes and turning the special features on or off. The configuration can be done via the OSD-keypad

Power Button



Press this button to turn on or off the device.

FLATMAN-RM Monitor 19.0"

Monitor 19.0" Display with PCAP Touch or Protection glass only
for 19" rack mounting

LED Power indicator

LED	function
off	No Power
green	active
yellow	Standby

Up Button



Down Button



To select an tab, simply use the button "UP" or "DOWN" to move the cursor to the tab you want

Select Button



If you have chosen the tab you want press the button "select".

Menu Button



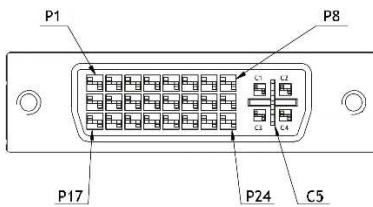
Press the button "Menu" to open the OSD menu.

FLATMAN-RM Monitor 19.0"

Monitor 19.0" Display with PCAP Touch or Protection glass only for 19" rack mounting

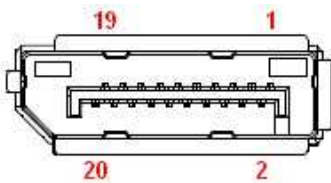
DVI connector

(front view):



Pin	Signal	Pin	Signal	Pin	Signal
1	Rx2-	9	Rx1-	17	Rx0-
2	Rx2+	10	Rx1+	18	Rx0+
3	GND	11	GND	19	GND
4	n.c.	12	n.c.	20	n.c.
5	n.c.	13	n.c.	21	n.c.
6	SCL	14	+5V	22	GND
7	SDA	15	GND	23	RxC+
8	n.c.	16	HP	24	RxC-
C1	RED	C3	BLUE	C5	GND
C2	GREEN	C4	HSYNC	C5-	GND

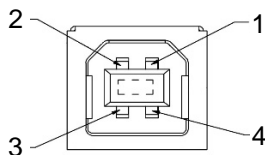
Display Port connector



Pin	Signal	Pin	Signal
1	TX0+	11	GND
2	GND	12	TX3-
3	TX0-	13	GND
4	TX1+	14	GND
5	GND	15	AUX+
6	TX1-	16	GND
7	TX2+	17	AUX-
8	GND	18	HPD
9	TX2-	19	GND
10	TX3+	20	PWR

USB client connector (Type B)

(front view):



Pin	Signal Name
1	+USB_VCC
2	USB_D-
3	USB_D+
4	GND

Internal connected to the touch controller.
Connect this port to your PC with USB cable part# 840-0273.