

DEHNshield DSH TNC 255

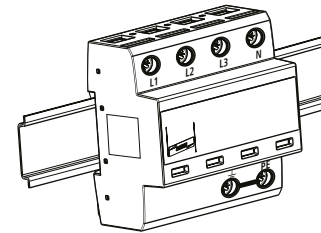
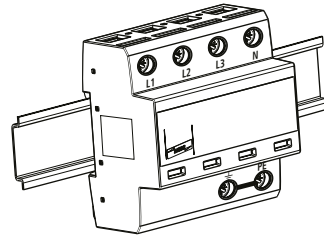
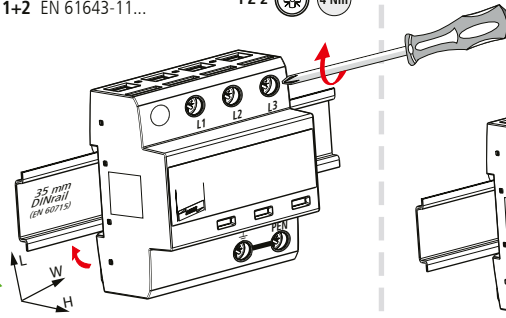
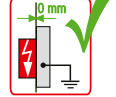
DSH TNS 255

DSH TT 255

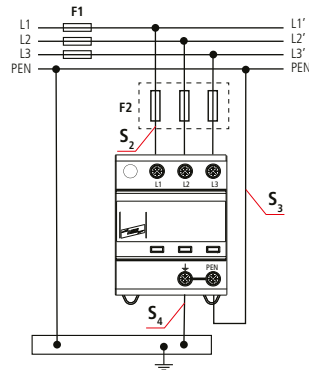
- DE Einbauanleitung
- GB Installation instructions
- IT Istruzioni di montaggio
- FR Instructions de montage
- NL Montagehandleiding
- ES Instrucciones de montaje
- PT Instruções de montagem
- DK Monteringsvejledning
- SE Monteringsanvisning
- FI Asennusohje
- GR Οδηγίες συναρμολόγησης
- PL Instrukcja montażu
- CZ Montážní návod
- TR Kurulum Talimatları
- RU Инструкция по монтажу
- CN 安装说明
- HU Szerelési útmutató
- JP 設置説明書



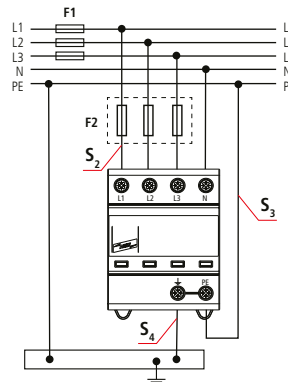
I+II IEC 61643-11...
1+2 EN 61643-11...



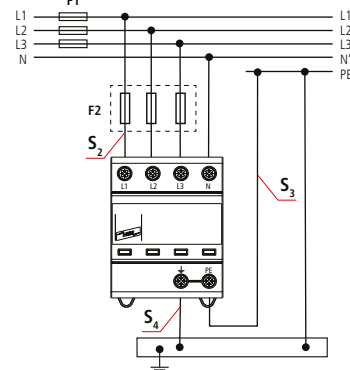
TN-C



TN-S

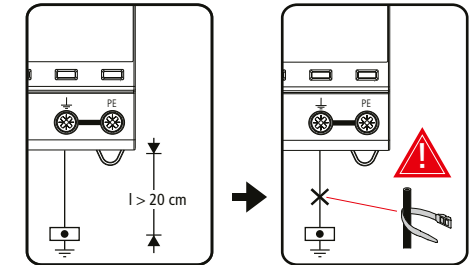


TT (3+1)



	DSH TNC 255	DSH TNS 255	DSH TT 255
U_N / Tol.: ±10%	230 V (50/60 Hz)		
U_c	255 V (50/60 Hz)		
I_{ln}	25 kA _{rms}	25 kA _{rms}	25 kA _{rms} (L ⇒ N) 100 A _{rms} (N ⇒ PE)
I_{SCCR}	25 kA _{rms}		
I_{imp} (10/350 µs)	12.5 kA (L ⇒ PEN) 37.5 kA (L1 + L2 + L3 ⇒ PE)	12.5 kA (L ⇒ PE) 50 kA (L1+L2+L3+N ⇒ PE)	12.5 kA (L ⇒ N) 50 kA (L1+L2+L3+N ⇒ PE) 50 kA (N ⇒ PE)
max. I_{sc}	160 A gG		
θ	-40°C ... +80°C		
Φ	5% ... 95%		
I_{FE}	<< 10 µA		
IP *)	20		
L x W x H	90 mm x 72 mm x 72 mm		

	12 mm	12 mm	12 mm
min. □ L1, L2, L3, N, PE(N), ↓	1.5 mm ²		
max. □ L1, L2, L3, N, PE(N), ↓	25 mm ²	35 mm ²	
□ ⚠	16 mm ² Cu ≥15.5 mm		



DEHNshield DSH TNC 255, DSH TNS 255, DSH TT 255	
F1	F1 > 160 A gG ↓ F2 ≤ 160 A gG
F2	F1 ≤ 160 A gG ↓ F2

F1	S ₂ / mm ²	S ₃ / mm ²	S ₄ / mm ²	F2
A gG				A gG
25	10	16	16	---
35	10	16	16	---
40	10	16	16	---
50	10	16	16	---
63	10	16	16	---
80	10	16	16	---
100	16	16	16	---
125	16	16	16	---
160	25	25	25	---
>160	25	25	25	160

