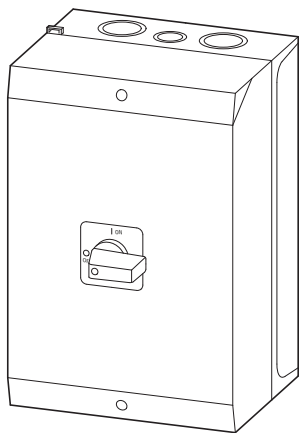
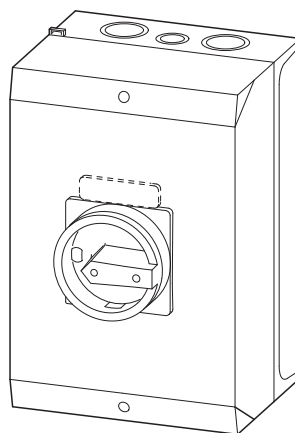


12/17 IL03801010Z
(AWA1150-1982)

P3-63/I4
P3-63/I4/SVB
P3-100/I5
P3-100/I5/SVB



	a
P3	13.5 mm (0.53")
HI11-P1/P3	7.5 mm (0.3")
K-CI-K4	15 mm (0.59")
K-CI-K5	16 mm (0.63")



Instruction Leaflet
Montageanweisung
Notice d'installation
Instrucciones de montaje
Istruzioni per il montaggio
安装说明
Инструкция по монтажу

(en) Electric current! Danger to life!
Only skilled or instructed persons may carry out the following operations.

(de) Lebensgefahr durch elektrischen Strom!
Nur Elektrofachkräfte und elektrotechnisch unterwiesene Personen dürfen die im Folgenden beschriebenen Arbeiten ausführen.

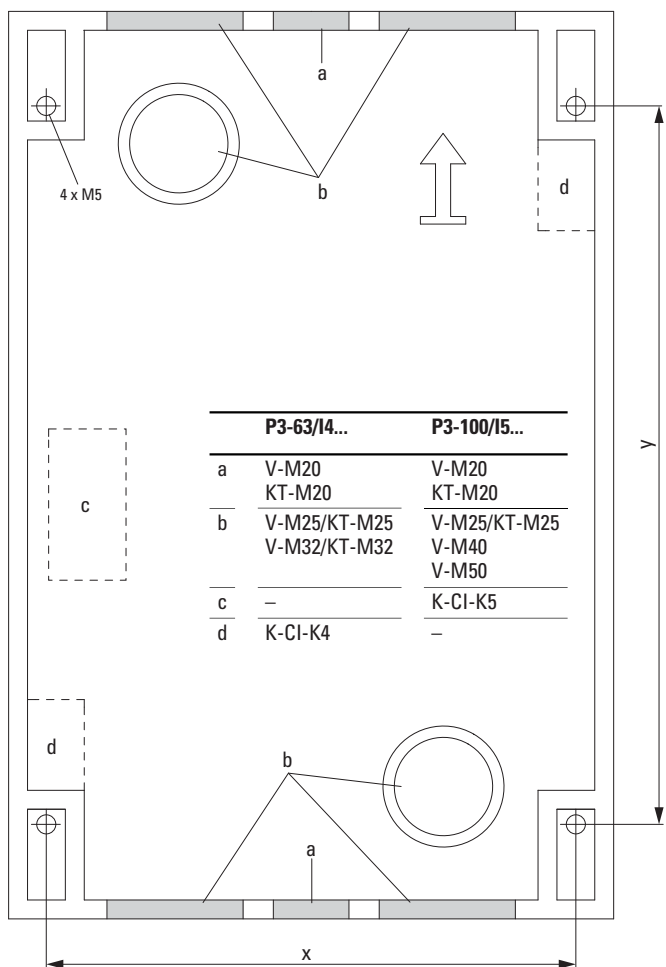
(fr) Tension électrique dangereuse !
Seules les personnes qualifiées et averties doivent exécuter les travaux ci-après.

(es) ¡Corriente eléctrica! ¡Peligro de muerte!
El trabajo a continuación descrito debe ser realizado por personas cualificadas y advertidas.

(it) Tensione elettrica: Pericolo di morte!
Solo persone abilitate e qualificate possono eseguire le operazioni di seguito riportate.

(zh) 触电危险!
只允许专业人员和受过专业训练的人员进行下列工作。

(ru) Электрический ток! Опасно для жизни!
Только специалисты или проинструктированные лица могут выполнять следующие операции.



[mm]	P3-63/I4	P3-100/I5
x	142	182
y	193	233

[in]	P3-63/I4	P3-100/I5
x	5.59	7.17
y	7.60	9.17

HI11-P1/P3	tightening torque
0.5 - 1.5 mm ²	1 Nm (8.85 lb-in)
0.75 - 2.5 mm ²	
AWG 18 - AWG 14	

P3...	tightening torque
1 x 1.5 - 25 mm ²	3 Nm (26.55 lb-in)
2 x 1.5 - 6 mm ²	
1 x 2.5 - 35 mm ²	AWG 14 - AWG 2
2 x 2.5 - 10 mm ²	

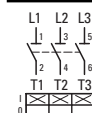
75 °C Cu wire only

UL-File: E 36 332

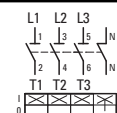
Suitable For Use As Motor Disconnecting Means With Suffix SVB

Break All Lines

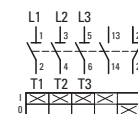
	I _u (IEC)	I _u (UL/CSA)
P3-63/N...	63 A	63 A
P3-100/N...	100 A	90 A



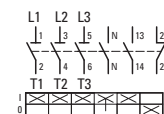
P3...



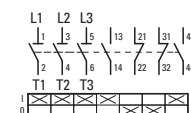
P3.../N



P3.../HI11



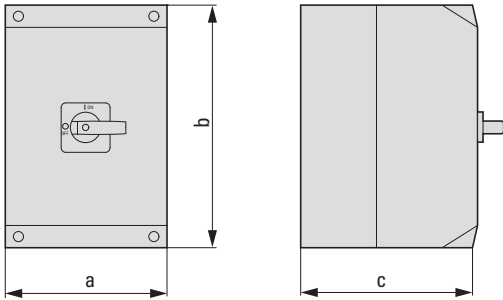
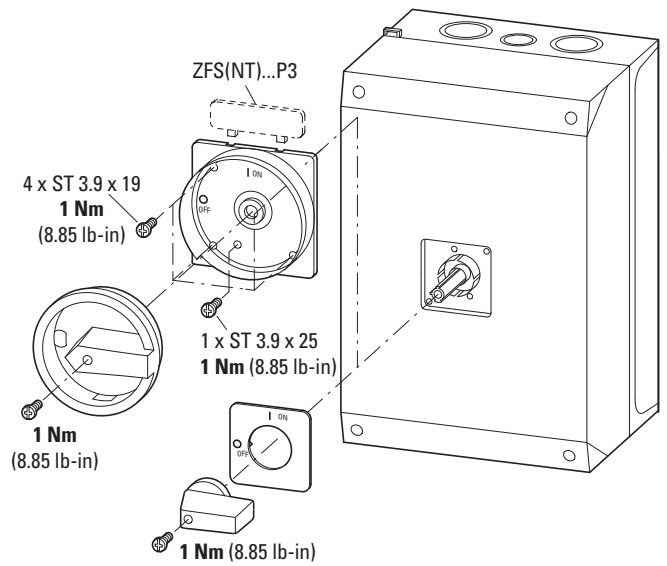
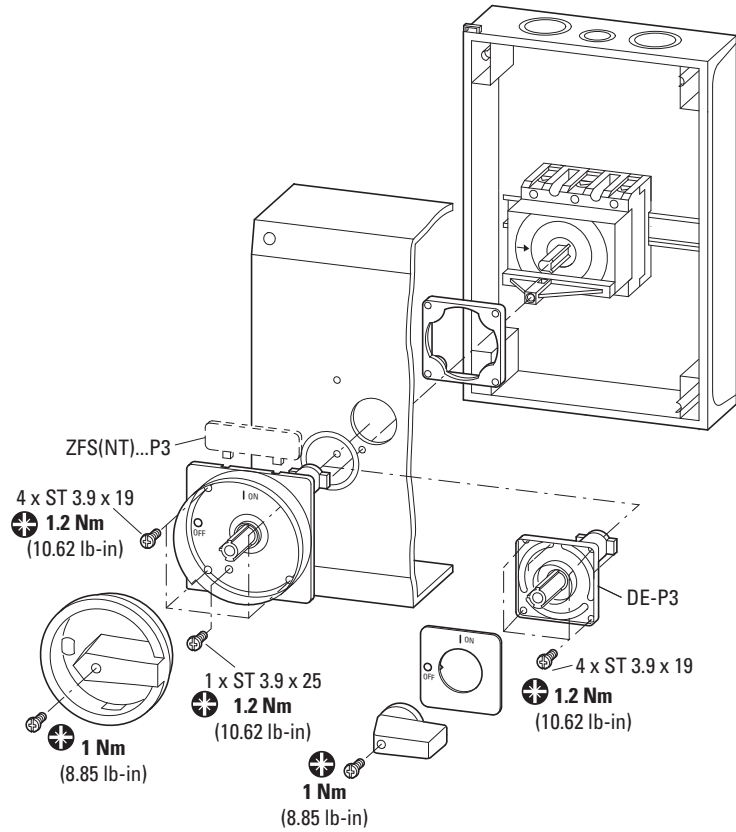
P3.../N/HI11



P3.../2HI11

P3-100/I5(-RT)
P3-100/I5/SVB(-SW)

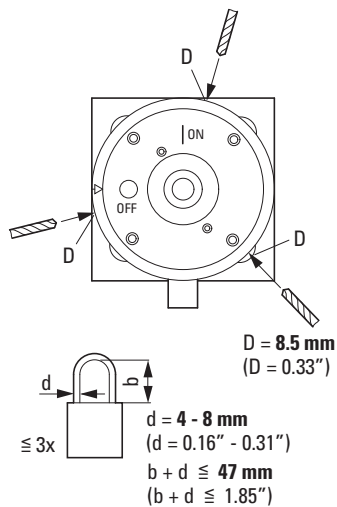
P3-63/I4(-RT)
P3-63/I4/SVB(-SW)



[mm]	P3-63/I4	P3-100/I5
a	160	200
b	240	280
c	95	125

[in]	P3-63/I4	P3-100/I5
a	6.30	7.87
b	9.45	11.02
c	3.74	4.92

SVB-SW-P3



⚠ DANGER (en) Only SVB-SW-P3: Lockable in ON position. Locking the red-yellow switch in ON position is forbidden!

⚠ GEFAHR (de) Nur SVB-SW-P3: In ON-Position abschließbar. Abschließen in ON-Position bei rot-gelbem Schalter verboten!

⚠ DANGER (fr) SVB-SW-P3 uniquement: cadenassable en position ON (fermé). Cadennassage en position ON (fermé) interdit avec un appareil rouge-jaune !

⚠ PELIGRO (es) Sólo SVB-SW-P3: Bloqueable en posición ON. Bloquear un mando rojo/amarillo en posición ON está prohibido!

⚠ PERICOLO (it) Solo per SVB-SW-P3: lucchettabile nella posizione ON. È vietato lucchettare nella posizione ON l'interruttore con maniglia rosso-giallo!

⚠ 危險 (zh) 只适用 SVB-SW-P3: 在打开位置可锁住。当红黄色的开关在接通的状态时禁止锁闭。

⚠ ОПАСНОСТЬ (ru) Только SVB-SW-P3: Запираемый в позиции «ON». При красно-желтом выключателе запрещается запирасть в позиции «ON»!

(en) Components drawn in broken lines are not included in the scope of delivery.

(de) Gestrichelt gezeichnete Komponenten gehören nicht zum Lieferumfang.

(fr) Les éléments représentés en pointillés ne font pas partie de la fourniture.

(es) Los componentes dibujados en líneas discontinuas no están incluidos en el suministro.

(it) Gli apparecchi contrassegnati con un tratteggio con fanno parte della fornitura.

(zh) 当红黄色的开关在接通的状态时禁止锁闭。

(ru) Заштрихованные компоненты не входят в объем поставки.